




	a	b	c	d	e	f	g	h	k	m	n	o	p	q	r
SIZE A	1500	1000	30	60	130	300	195	180C	140C	70	110	180	186	155	130
SIZE B	2500	1800	40	80	220	500	365	280C	240C	140	190	300	335	279	180

Colour Legend

- Retroreflective white
- Retroreflective blue

Note: The "B" size sign shall be used on motorways and freeways.



Queensland
Government

Department of Transport and Main Roads
Infrastructure Management & Delivery Division

Designed
TV 09/07

Checked
DJ 08/23

Scale
Not to Scale

INFORMATION SIGN

REPORT TRAFFIC INCIDENTS 13 19 40

APPROVED AS OFFICIAL TRAFFIC SIGN


PRINCIPAL ENGINEER
(Traffic Engineering Practice)

17/08/23
Date

TC1673_1

Page 1/4

A B C D E




	a	b	c	d	e	f	g	h	k	m	n	o	p	q	r
SIZE A	1500	1000	30	60	130	300	195	180D	140D	70	110	180	186	155	130
SIZE B	2500	1800	40	80	220	500	365	280D	240D	140	190	300	335	279	180

Colour Legend

- Retroreflective white
- Retroreflective blue

Note: The "B" size sign shall be used on motorways and freeways.



Queensland
Government

INFORMATION SIGN
REPORT ROAD HAZARDS 13 19 40

Department of Transport and Main Roads
Infrastructure Management & Delivery Division

APPROVED AS OFFICIAL TRAFFIC SIGN

17/08/23
Date

TC1673_2

Page 2/4

Designed
TV 09/07

Checked
DJ 08/23

Scale
Not to Scale



PRINCIPAL ENGINEER
(Traffic Engineering Practice)

A B C D E




	a	b	c	d	e	f	g	h	k	m	n	o	p	q	r
SIZE A	1500	1000	30	60	130	300	195	180D	140D	70	110	180	186	155	130
SIZE B	2500	1800	40	80	220	500	365	280D	240D	140	190	300	335	279	180

Colour Legend

-  Retroreflective white
-  Retroreflective blue

Note: The "B" size sign shall be used on motorways and freeways.



**Queensland
Government**

Department of Transport and Main Roads
Infrastructure Management & Delivery Division

Designed
TV 09/07

Checked
DJ 08/23

Scale
Not to Scale

INFORMATION SIGN BROKEN DOWN NEED HELP? 13 19 40

APPROVED AS OFFICIAL TRAFFIC SIGN


PRINCIPAL ENGINEER
(Traffic Engineering Practice)

17/08/23
Date

TC1673_3

Page 3/4

A B C D E




	a	b	c	d	e	f	g	h	k	m	n	o	p	q	r	s	t
SIZE A	1500	1000	30	60	136	300	105	180D	140D	70	110	180	186	155	130	46	85
SIZE B	2500	1800	40	80	245	500	190	280D	240D	140	190	300	335	279	180	82	153

Colour Legend

- Retroreflective white
- Retroreflective blue

Note: The "B" size sign shall be used on motorways and freeways.



**Queensland
Government**

Department of Transport and Main Roads
Infrastructure Management & Delivery Division

Designed
RH 08/23

Checked
DJ 08/23

Scale
Not to Scale

INFORMATION SIGN TRAFFIC INFORMATION 13 19 40

APPROVED AS OFFICIAL TRAFFIC SIGN

PRINCIPAL ENGINEER
(Traffic Engineering Practice)

17/08/23
Date

TC1673_4

Page 4/4

A B C D E