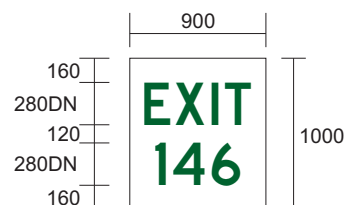
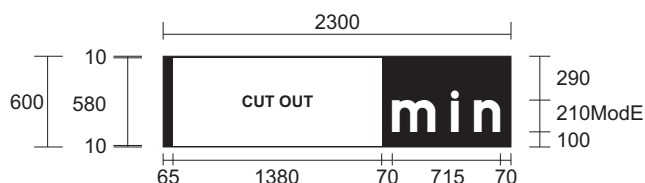


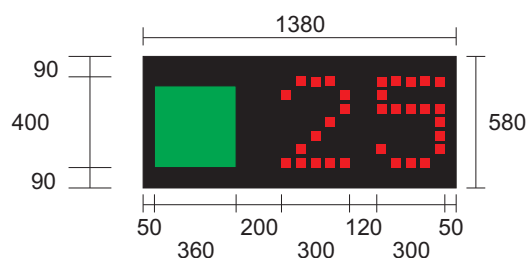
Road name patch detail



Exit number patch detail



Time panel detail



LCD unit layout detail

### Colour Legend

- Retroreflective green
- Retroreflective white
- Black
- LED (green)
- LED (yellow)
- LED (red)

### Notes:

1. This sign to be used to inform motorist of expected travel times to upcoming exits.
2. \*Insert appropriate exit road name. e.g. UHLMAN ROAD.
3. \*\*Insert appropriate exit number, e.g. 146.
4. # Insert appropriate distance, e.g. 5.
5. C Series font may be considered for longer road names.
6. Appropriate time panel to be manufactured in accordance with Travel Times signs policy specifications.



**Queensland  
Government**

## GUIDE SIGN "TRAVEL TIME"

Road Safety and Systems Management Division  
Road Safety Unit


APPROVED AS OFFICIAL TRAFFIC SIGN

29/02/12  
Date

Designed  
TV 02/12

Checked  
DJ 02/12

Scale  
Not to Scale

  
PRINCIPAL ENGINEER  
(Traffic Engineering)

**TC1949**

A