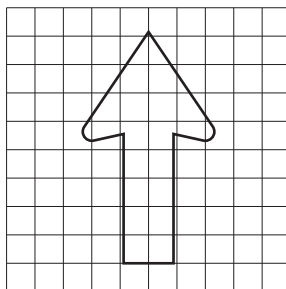
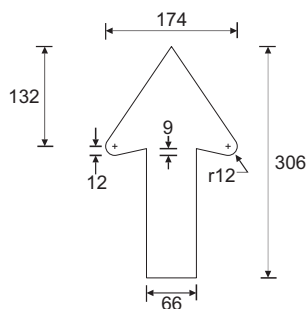


TC2109_1



Colour Legend

- Retroreflective white
- Black

Notes

1. This sign is only to be used in car parking areas to guide drivers to the designated car park exit.
- 2 For other directional options refer to TC2109_2 (L & R) and TC2109_3 (L & R).



**Queensland
Government**

GUIDE SIGN "EXIT"

Infrastructure Management & Delivery Division

APPROVED AS OFFICIAL TRAFFIC SIGN

TC2109_1

Designed
TV 12/12

Checked
DJ 12/12

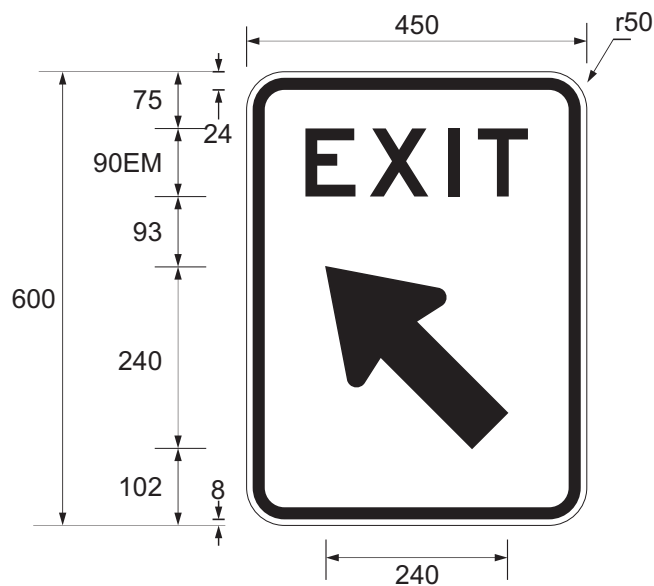
Scale
Not to Scale

[Signature]
PRINCIPAL ENGINEER
(Traffic Engineering)

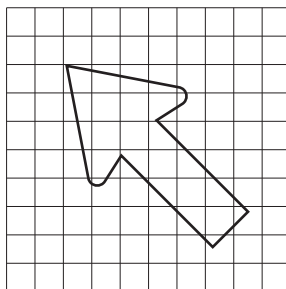
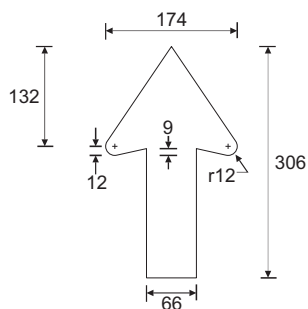
4/12/12
Date

Page 1 of 3

A



TC2109_2(L)



TC2109_2(R)

Colour Legend

- Retroreflective white
- Black

Notes

1. This sign is only to be used in car parking areas to guide drivers to the designated car park exit.
2. Arrow set at 45°.
3. Use left or right option as required.
4. For other directional options refer to TC2109_1 and TC2109_3 (L & R).



**Queensland
Government**

GUIDE SIGN "EXIT"

Infrastructure Management & Delivery Division

APPROVED AS OFFICIAL TRAFFIC SIGN

Designed
TV 12/12

Checked
DJ 12/12

Scale
Not to Scale

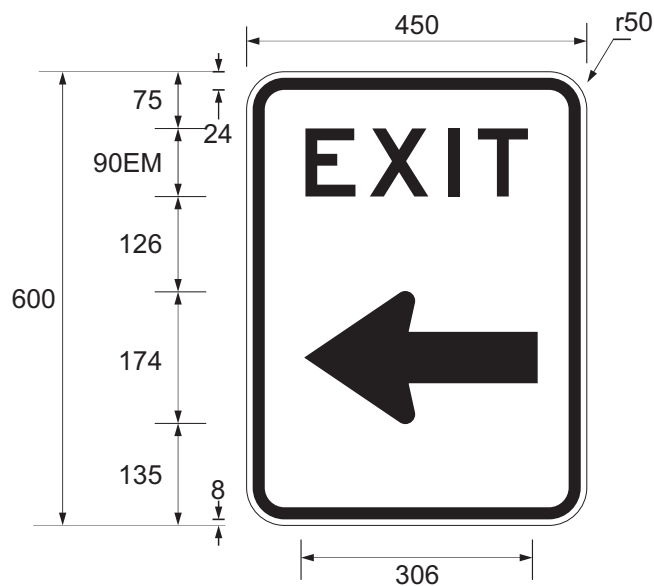

PRINCIPAL ENGINEER
(Traffic Engineering)

4/12/12
Date

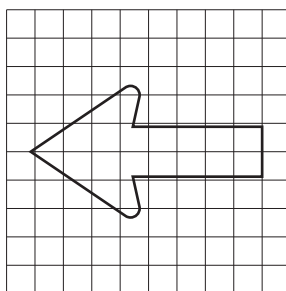
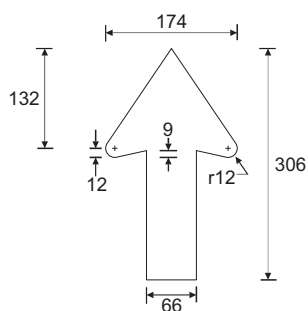
TC2109_2

Page 1 of 3

A



TC2109_3(L)



TC2109_3(R)

Colour Legend

- Retroreflective white
- Black

Notes

1. This sign is only to be used in car parking areas to guide drivers to the designated car park exit.
2. Use left or right option as required.
3. For other directional options refer to TC20109_1 and TC2109_2 (L & R).



**Queensland
Government**

GUIDE SIGN "EXIT"

Infrastructure Management & Delivery Division

APPROVED AS OFFICIAL TRAFFIC SIGN

Designed
TV 12/12

Checked
DJ 12/12

Scale
Not to Scale

[Signature]
PRINCIPAL ENGINEER
(Traffic Engineering)

4/12/12
Date

TC2109_3

Page 1 of 3

A