



(LED displays are indicative, see Note 3)

	a	b	c	d	r*
SIZE A	750	420	50	120	*
SIZE B	919	525	65	175	*



Installation Example

### Colour Legend

- White LED display (legends)
- Black background

### Notes

1. This sign shall only be installed under the LED warning sign TC1944\_2 and is remotely activated.
2. LED's are to form the "PREPARE TO STOP" message and be arranged to match AS1744 font, C Medium or similar.
3. LED details shown are indicative and should be approved according to standard display requirements of AS 4852.
5. Sign to be blank when not activated and only display on activation.
6. Once activated the display is to be static and no portion should flash.
7. \* Corners may be squared or rounded in manufacture.
8. For performance and operating specifications refer to Department of Transport and Main Roads ITS & Electrical Technology unit, Email:- TrafficEngineering.support@tmr.qld.gov.au.



**Queensland  
Government**

## LED SUPPLEMENTARY WARNING SIGN "PREPARE TO STOP"

Department of Transport and Main Roads  
Infrastructure Management & Delivery Division

APPROVED AS OFFICIAL TRAFFIC SIGN

Designed  
TV 1/12

Checked  
DJ 2/12

Scale  
Not to Scale

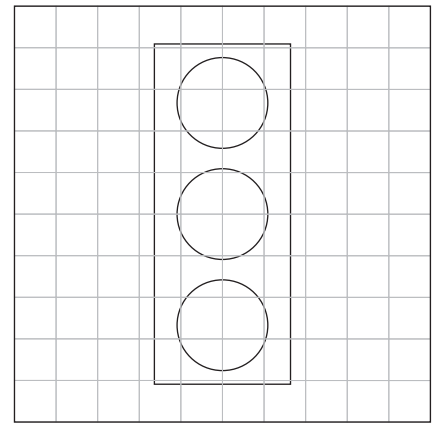
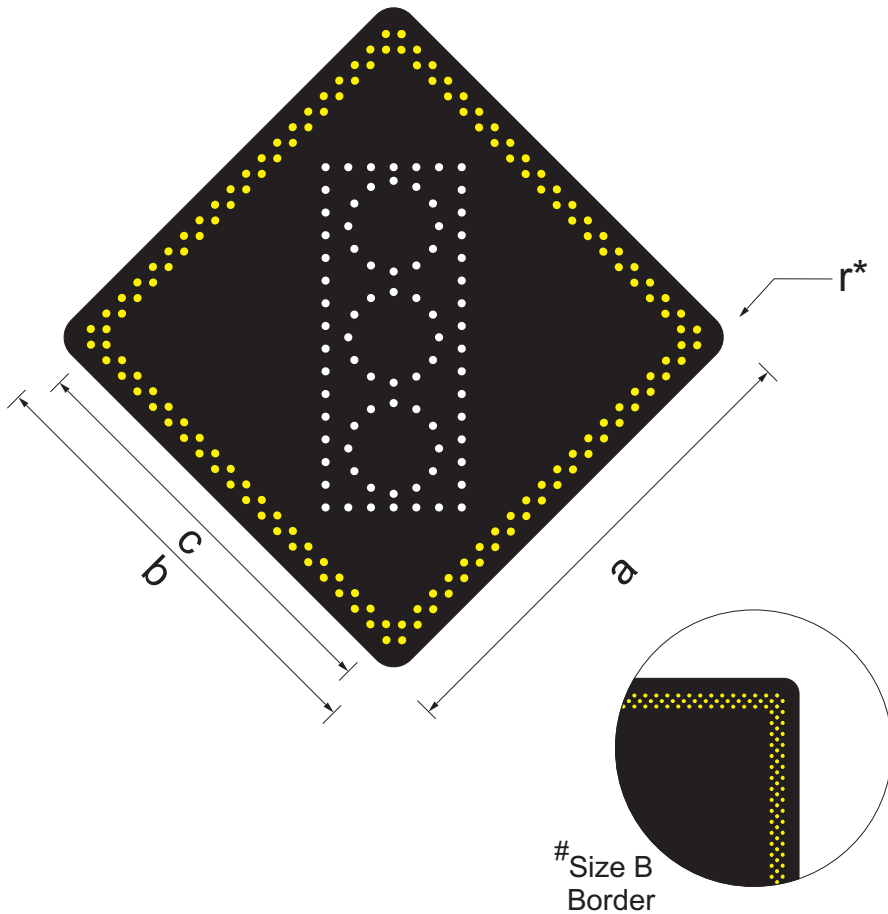
*[Signature]*  
ACTING PRINCIPAL ENGINEER  
(Traffic Engineering)

31/03/14  
Date


TC1944\_1

Page 1 of 2

A B



(LED displays are indicative, see Note 3)






Installation Examples

TC1944\_1

	a**	b	c	r*
SIZE A	665	585	540	*
SIZE B	815	735	650	*

### Colour Legend

-  White LED display (symbol)
-  Yellow LED display (border)
-  Black background

### Notes

1. This LED warning sign is to be installed above TC 1944\_1 and is remotely activated.
2. LED's are to form a warning sign symbol to resemble W3-3.
3. LED details shown are indicative and should be approved according to standard display requirements of AS 4852.
5. Sign to be blank when not activated and only display on activation.
6. Once activated the display is to be static and no portion should flash.
7. \* Corners may be squared or rounded in manufacture.
8. \*\* Size selected to match the width of the "PREPARE TO STOP" message.
9. # Size B sign borders are to consist of three lines of LED's.
10. For performance and operating specifications refer to Department of Transport and Main Roads ITS & Electrical Technology unit, Email:- TrafficEngineering.support@tmr.qld.gov.au.



**Queensland  
Government**

## LED WARNING SIGN "TRAFFIC SIGNALS"

Department of Transport and Main Roads  
Infrastructure Management & Delivery Division

APPROVED AS OFFICIAL TRAFFIC SIGN

Designed  
TV 2/12

Checked  
DJ 2/12

Scale  
Not to Scale

  
ACTING PRINCIPAL ENGINEER  
(Traffic Engineering)

31/03/14  
Date

TC1944\_2

Page 2 of 2

A	B			
---	---	--	--	--