






	a	b	c	d	e	f	g	h	k	m
A	1200	600	25	70	100D	60	50	40	100D	55
B	1800	900	25	120	140D	100	85	50	160D	80

#### Colour Legend

	Retroreflective yellow
	Retroreflective white
	Black

**Note:** This temporary sign may be installed as a supplementary sign to TM2-4-Q01 and used where floodwaters may have subsided but an inspection of that road has not been carried out to determine its suitability for reopening.



**Queensland  
Government**

Department of Transport and Main Roads  
Infrastructure Management & Delivery Division

Designed  
TV 8/16

Checked  
JP 10/22

Scale  
Not to Scale

### TEMPORARY SIGN "ROAD CLOSED" "POSSIBLE FLOOD DAMAGE"

APPROVED AS OFFICIAL TRAFFIC SIGN

  
PRINCIPAL ENGINEER  
(Traffic Engineering)

28/10/22  
Date

**TC2238**

A	B			
---	---	--	--	--