

Colour Legend

- Black (legend and border)
- Retroreflective yellow (background)

Notes:

1. * Insert "GATE #" or "ACCESS #" as required by the contractor, e.g. GATE 11 or ACCESS 44N.
2. **Insert appropriate distance. (Minimum 300).



**Queensland
Government**

ROADWORK SIGN WORKSITE ACCESS - MOTORWAY (2 LANES)

Department of Transport and Main Roads
Infrastructure Management & Delivery Division

APPROVED AS OFFICIAL TRAFFIC SIGN

05/11/15
Date

TC9993_1

Designed
RH 5/10

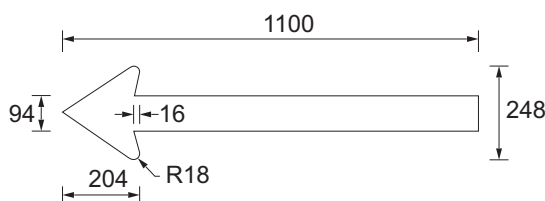
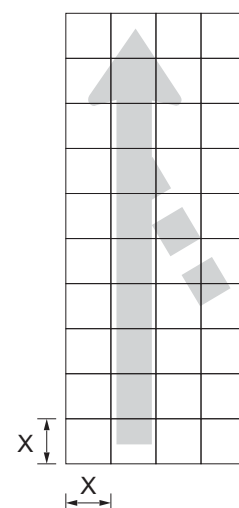
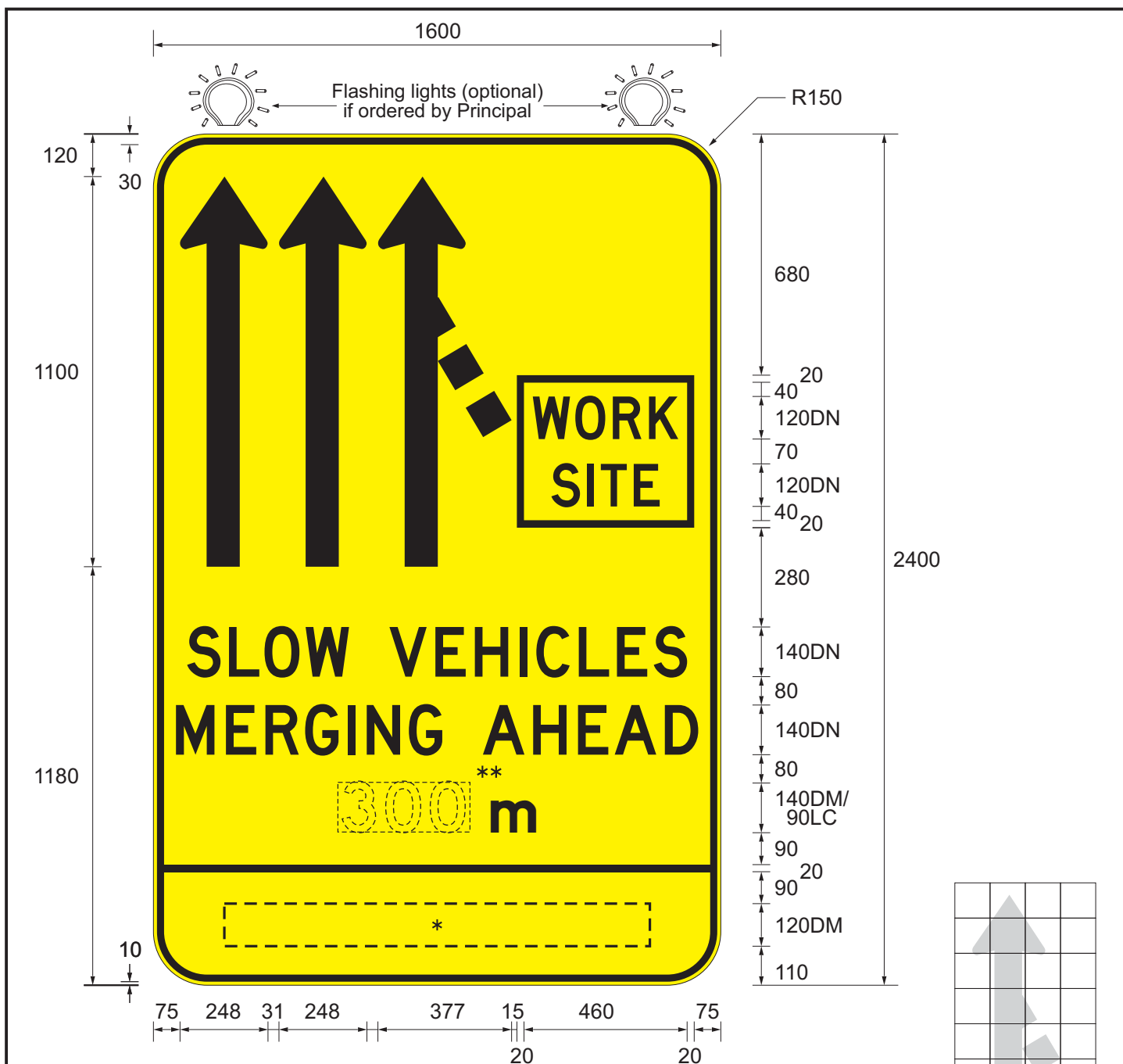
Checked
KB 5/10

Scale
Not to Scale

R. King
PRINCIPAL ENGINEER
(Traffic Engineering)

Page 1 of 2

E F G



Colour Legend

- Black (legend and border)
- Retroreflective yellow (background)

Notes:

1. * Insert "GATE #" or "ACCESS #" as required by the contractor, e.g. GATE 11 or ACCESS 44N.
2. **Insert appropriate distance. (Minimum 300).



**Queensland
Government**

ROADWORK SIGN WORKSITE ACCESS - MOTORWAY (3 LANES)

Department of Transport and Main Roads
Infrastructure Management & Delivery Division

APPROVED AS OFFICIAL TRAFFIC SIGN

05/11/15
Date

TC9993_2

Designed
RH 5/10

Checked
KB 5/10

Scale
Not to Scale

R King
PRINCIPAL ENGINEER
(Traffic Engineering)

Page 2 of 2

E F G