

	a	b	c	d	e	f	g	h	i	j	k	l	m	n	o	p	q	r
A	450	400	6	18	45	50DM	38	50DM	37LC	34	50							
B	600	550	8	24	62	70DM	52	70DM	52LC	42	70							
C	750	650	10	30	70	85DM	60	85DM	64LC	50	80							
D	900	800	12	36	80	100DM	75	100DM	76LC	70	100							

Colour Legend

- Black (legend and border)
- Retroreflective white (background)

Notes:

1. Centre numerals and letters in panel.
2. Supplements R6-10 (NO BUSES) sign, or other prohibition signs as appropriate.



Queensland Government
Department of **Main Roads**

SUPPLEMENTARY PLATE

"BUSES ...m AND UNDER EXCEPTED"

Traffic & Road Use Management Division
Traffic Engineering Section

APPROVED AS OFFICIAL TRAFFIC SIGN

[Signature]
PRINCIPAL ENGINEER
(Traffic Engineering)

27/10/11
Date

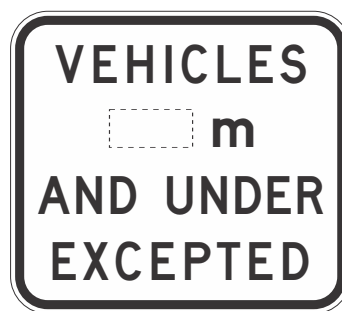
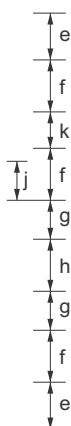
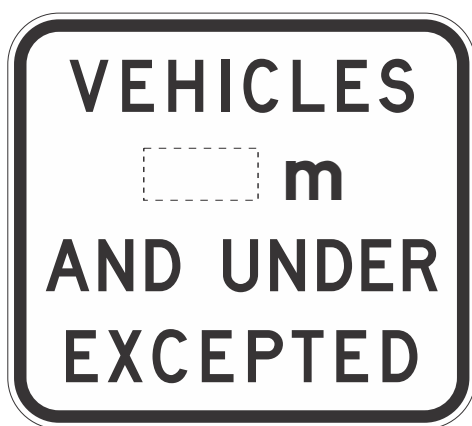
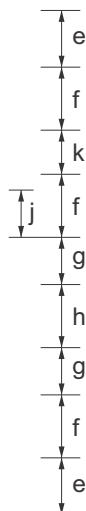
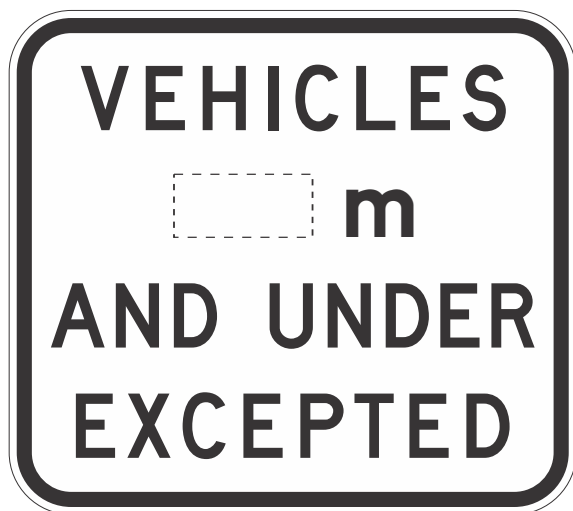
TC1920

Designed
RH 10/11

Checked
DJ 10/11

Scale
Not to Scale

A



	a	b	c	d	e	f	g	h	j	k	r
A	450	400	6	18	45	50DM	38	50DN	37LC	34	50
B	600	550	8	24	62	70DM	52	70DN	52LC	42	70
C	750	650	10	30	70	85DM	60	85DN	64LC	50	80
D	900	800	12	36	90	100DM	75	100DN	75LC	70	100

