

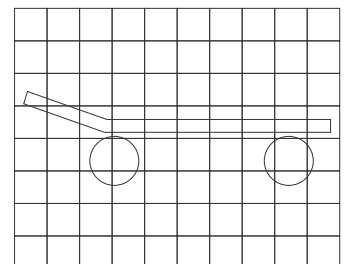
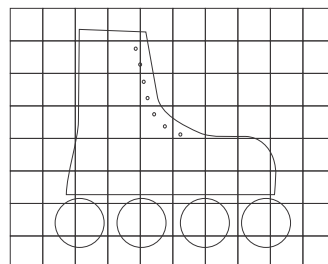
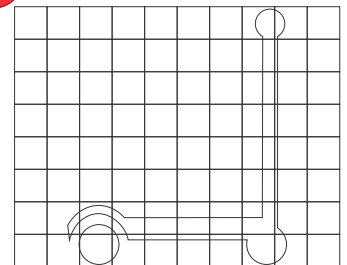



Notes:

1. Installation criteria is provided in TFLU 4-4-1 Part 7 (3.4.4-1).
2. Sign elements can be deleted in circumstances where not all devices are prohibited.
3. A Time of Operation supplementary plate (R9-1) may be used.

Colour Legend

- Retroreflective white (background)
- Retroreflective red (annulus and slash)
- Black (legend and symbols)



**Queensland
Government**

INSTRUCTION SIGN

"CYCLING, WHEELED RECREATIONAL DEVICES
AND WHEELED TOYS PROHIBITED"

Department of Transport and Main Roads
Infrastructure Management & Delivery Division

APPROVED AS OFFICIAL TRAFFIC SIGN

07/09/20
Date

TC1050

Designed
RH 9/98

Checked
DJ 9/20

Scale
Not to Scale

A/PRINCIPAL ENGINEER
(Traffic Engineering)

A B C D E