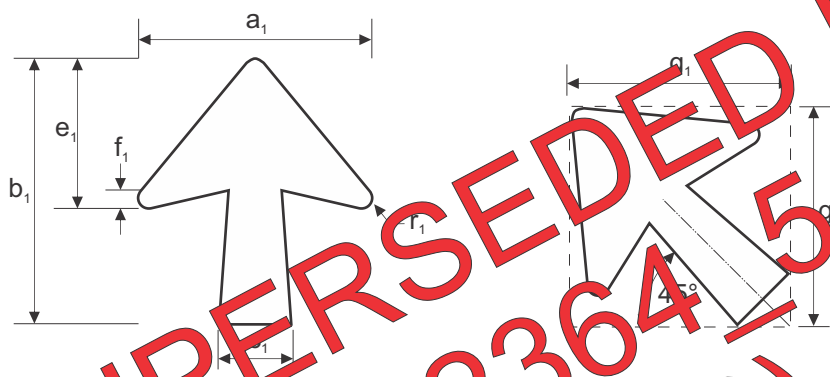


	a	b	c	d	e	f	g	h	k	r
A	2400	1200	20	40	140	200D	160	150	357	200
B	3600	1800	25	50	210	300D	240	225	535	300



	a ₁	b ₁	c ₁	d ₁	e ₁	f ₁	g ₁	h ₁	r ₁
A size	240	440	120	80	248	30	317	18	
B size	580	660	150	132	372	40	535	27	

Colour Legend

- Black (legend)
- Retroreflective white (background)

Notes:

1. Insert appropriate distance in metres.
2. Centre numeral and letters in panel.
3. If required, twin magenta flashing lights may be added to the top of this sign (refer page 2 for details).



**Queensland
Government**

Department of Transport and Main Roads
Infrastructure Management & Delivery Division

Designed
RH 03/95

Checked
DJ 03/21

Scale
Not to Scale

INSTRUCTION SIGN

"TRUCKS EXIT IF DIRECTED
...m ON LEFT"

APPROVED AS OFFICIAL TRAFFIC SIGN

R King
PRINCIPAL ENGINEER
(Traffic Engineering)

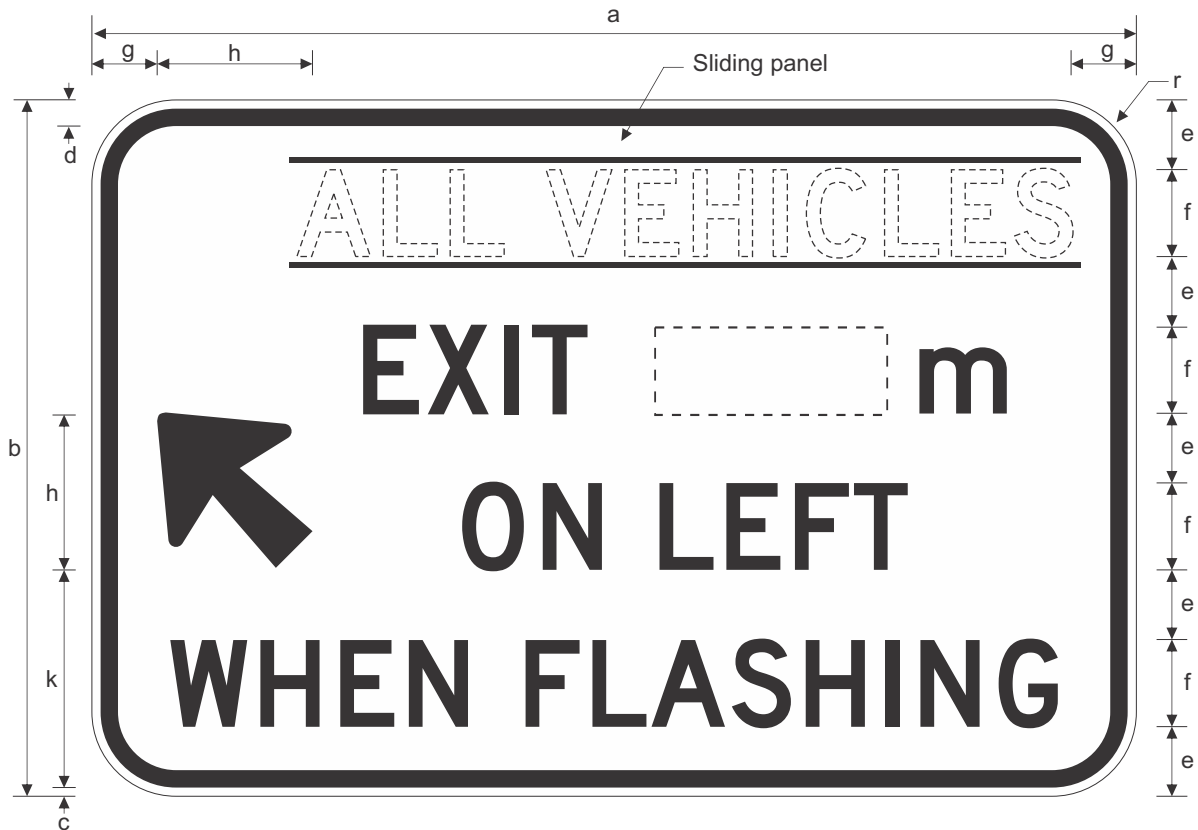
31/03/21
Date

TC9738_1

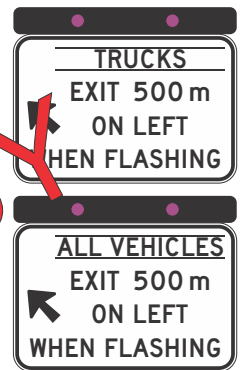

Page 1 of 4

A	B	C		
---	---	---	--	--

WARNING LIGHTS PANEL



	a	b	c	d	e	f	g	h	k	r
A	2400	1600	20	40	160	200D	150	357	520	200
B	3600	2400	25	50	240	300D	225	535	780	300



Example uses

Colour Legend

- Black (legend)
- Retroreflective white (background)
- Magenta (lights)

Notes:

- This sign should be used in conjunction with flashing warning panel. The width of the panel to match the width of the sign. The spacing of the lights may vary but should be sufficient to fit between structural support post spacings. Flashing lights shall meet the requirements of AS 2144 for 200 mm diameter signal lanterns.
- Insert appropriate distance in metres.
- Insert appropriate sliding panel message "TRUCKS" or "ALL VEHICLES".



Queensland
Government

Department of Transport and Main Roads
Infrastructure Management & Delivery Division

Designed
RH 03/95

Checked
DJ 03/21

Scale
Not to Scale

INSTRUCTION SIGN
TRUCKS/ALL VEHICLES EXIT ...m
ON LEFT WHEN FLASHING

APPROVED AS OFFICIAL TRAFFIC SIGN

R King
PRINCIPAL ENGINEER
(Traffic Engineering)


31/03/21
Date

TC9738_2


Page 2 of 4

A B C

WARNING LIGHTS PANEL



	a	b	c	d	e	f	g	h	k	m	r
A	2400	1300	20	40	160	200D	180	357	530	190	200
B	3600	2000	25	50	250	300D	270	535	800	300	300



Colour Legend

- Black (legend)
- Retroreflective white (background)
- Magenta (lights)

Notes:

1. This sign shall be used in conjunction with flashing warning panel. The width of the panel to match the width of the sign. The spacing of the lights may vary but should be sufficient to fit between structural support post spacings. Flashing lights shall meet the requirements of AS2144 for 200 mm diameter signal lanterns.



**Queensland
Government**

Department of Transport and Main Roads
Infrastructure Management & Delivery Division

Designed
RH 03/95

Checked
DJ 03/21

Scale
Not to Scale

APPROVED AS OFFICIAL TRAFFIC SIGN

[Signature]
PRINCIPAL ENGINEER
(Traffic Engineering)

31/03/21
Date

INSTRUCTION SIGN
"TRUCKS EXIT ON LEFT
WHEN FLASHING"

TC9738_3

Page 3 of 4

A B C



SUPERSEDED BY
TC2364_6
(09/22)

Notes:

1. This sign shall only be used at heavy vehicle inspection sites to instruct truck drivers to enter the site for inspection.
2. LEDs forming the "TRUCKS MUST EXIT" message should be designed according to standard display requirements of AS 4852.1 - refer Table 3.1 and Figure 3.1.
3. This sign shall be "blank" when trucks are not required to enter the inspection site or the inspection site is not operational.
4. * Corners may be rounded or squared for ease of manufacture.

Colour Legend

- ☐ LED white
- ☒ Black (background)



**Queensland
Government**

LED REGULATORY SIGN
"TRUCKS MUST EXIT"

Department of Transport and Main Roads
Infrastructure Management & Delivery Division

APPROVED AS OFFICIAL TRAFFIC SIGN

31/03/21
Date

R King
PRINCIPAL ENGINEER
(Traffic Engineering)

TC9738_4

Page 4 of 4

Designed
RH 03/95

Checked
DJ 03/21

Scale
Not to Scale

A	B	C		
---	---	---	--	--