

Colour Legend

- Pantone 1815C or equivalent in translucent film on white (legend and border)
- Pantone 155C or equivalent in translucent film on white (background)

Notes:

1. * Helvetica Bold or equivalent (legend varies to suit circumstances).
2. ** Quenpaws (National Parks and Wildlife Service font).
3. For symbol and logo details see page 2.



Traffic & Road Use Management Division
Traffic Engineering Section

APPROVED AS OFFICIAL TRAFFIC SIGN

[Signature]
PRINCIPAL ENGINEER
(Traffic Engineering)

25/6/99
Date

AWARENESS SIGN

"SIGNIFICANT ENVIRONMENTAL AREA"

TC1120




Page 1/2

Designed
RH 4/99

Checked
JD 4/99

Scale
Not to Scale

A B



**SUPERSEDED BY
TC1118**



Traffic & Road Use Management Division
Traffic Engineering Section

APPROVED AS OFFICIAL TRAFFIC SIGN

[Signature]
PRINCIPAL ENGINEER
(Traffic Engineering)

25/6/99
Date

AWARENESS SIGN

"SIGNIFICANT ENVIRONMENTAL AREA"

TC1120

Page 2/2

Designed
RH 4/99

Checked
JD 4/99

Scale
Not to Scale

A	B			
---	---	--	--	--