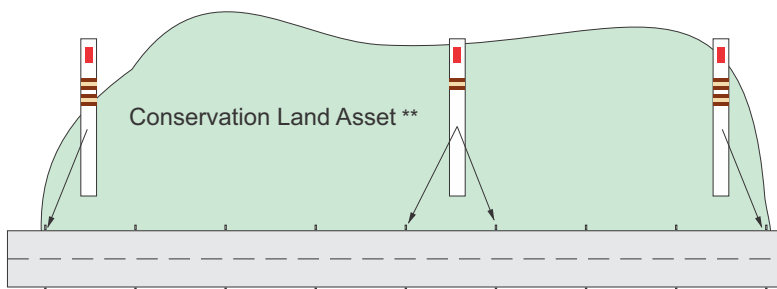
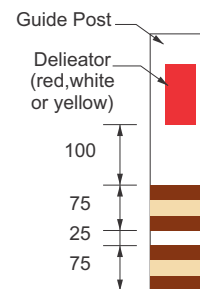


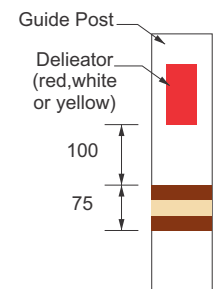
Conservation Land Asset guide post tape



Typical Conservation Land Asset guide post designation layout



LA Start / End Guide Post



CLA Internal Guide Post

Colour Legend

 Pantone 685C or equivalent

 Pantone 155C or equivalent

Notes:

1. This sticker tape is to be wrapped horizontally around the roadside guide posts to define the linear extent of the conservation land asset (CLA) along the road corridor. Two stickers with a 25 mm gap are to be installed on guide posts that define the start and end of the CLA and a single sticker is to be placed on each of the guide posts within the defined CLA.

2. * The sticker tape is to be supplied in roll lengths determined by the manufacturer.

3. ** In situations where a CLA is on both sides of the road, then two CLAs will be designated and both sides of the road will be marked with guide post CLA tape.

4. The CLA sticker is not required to be retroreflective.



**Queensland
Government**

Department of Transport and Main Roads
Infrastructure Management & Delivery Division

Designed
TV 02/11

Checked
BH 08/25
(Bailey Hoch)

Scale
Not to Scale

GUIDE POST STICKER CONSERVATION LAND ASSET

APPROVED AS ENVIRONMENTAL SIGN BY

PROGRAM DIRECTOR (Ramses Zietek)
(Sustainable Infrastructure Delivery)

21/08/25

ENV06

A ☐ ☐ ☐ ☐ ☐