

NOTES:

1. * Legend to be Helvetica Bold
2. This sign should only be used as a supplementary plate to Project signs.

LEGEND

- ☐ Retroreflective white
- ☒ Black



**SUPPLEMENTARY PLATE FOR
PROJECT SIGNS**

Planning, Design & Operations Division
Traffic Engineering & Road Safety

APPROVED AS OFFICIAL TRAFFIC SIGN

Designed
TV 10/06

Checked
DJ 10/06

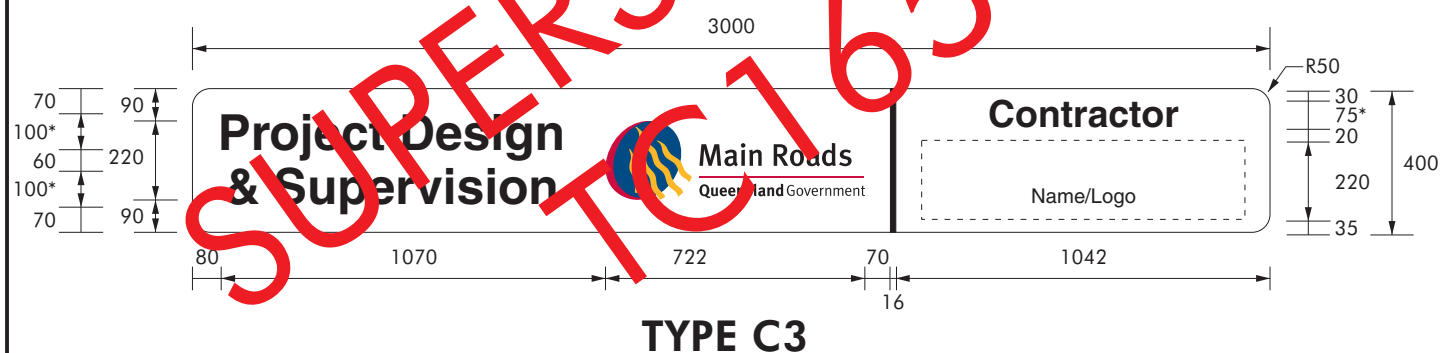


Scale
Not to Scale

[Signature]
PRINCIPAL ENGINEER
(Traffic Engineering)

02/10/06
Date

TC1617_1
page 1/2

A ☐ ☐ ☐ ☐ ☐



NOTES:

1. * Legend to be Helvetica Bold
2. This sign should only be used as a supplementary plate to Project signs.

LEGEND

- ☐ Retroreflective white
- ☒ Black



Queensland Government
Department of **Main Roads**

**SUPPLEMENTARY PLATE FOR
PROJECT SIGNS**

Planning, Design & Operations Division
Traffic Engineering & Road Safety

APPROVED AS OFFICIAL TRAFFIC SIGN

02/10/06
Date

[Signature]
PRINCIPAL ENGINEER
(Traffic Engineering)

TC1617_2

page 2/2

Designed
TV 10/06

Checked
DJ 10/06

Scale
Not to Scale

A ☐ ☐ ☐ ☐ ☐