



TC2105_1



TC2101_8



TC2105_2

Example installation

Colour Legend

- Retroreflective white
- Black

Notes:

1. This sign may be installed near a public walkway.
2. This sign should be used in conjunction with TC2105_2 which would inform the marine operators of their requirements on the public walkway.
3. * Legend is MetaBold Roman or similar.
4. For Queensland Government crest details refer to TC1233.



**Queensland
Government**

INFORMATION SIGN "PUBLIC WALKWAY"

Department of Transport and Main Roads
Infrastructure Management & Delivery Division

APPROVED AS OFFICIAL TRAFFIC SIGN

Designed
TV 8/12

Checked
DJ 08/20

Scale
Not to Scale

[Signature]
PRINCIPAL ENGINEER
(Traffic Engineering)

21/08/20
Date

TC2105_1

Page 1 of 4





Example installation

Colour Legend

- Retroreflective white
- Black

Notes:

1. This sign may be used in conjunction with TC2105_1 and may be installed near a public walkway facing seaward, indicating to marine operators limitations of use of the public walkway.
2. This sign should be used in conjunction with TC2105_3 which would inform pedestrians of their limitations of use of the public walkway.
3. Facilities manager sign TC2101_8 may also be used as required.
4. * Legend is MetaBold Roman or similar.
5. ** Insert appropriate time in minutes e.g. 10.



**Queensland
Government**

INFORMATION SIGN "PUBLIC WALKWAY" (VIEW FROM SEA)

Department of Transport and Main Roads
Infrastructure Management & Delivery Division

APPROVED AS OFFICIAL TRAFFIC SIGN

Designed
TV 8/12

Checked
DJ 08/20

Scale
Not to Scale

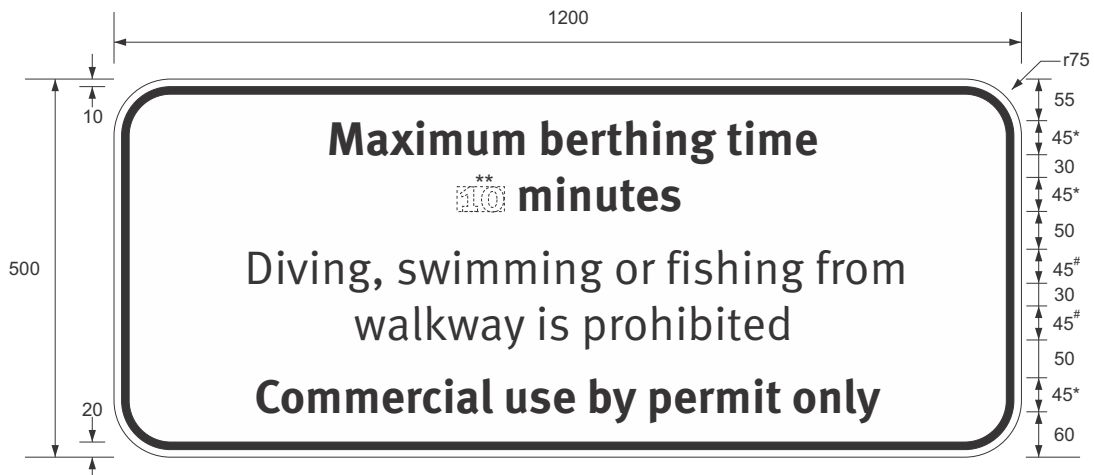
[Signature]
PRINCIPAL ENGINEER
(Traffic Engineering)

21/08/20
Date

TC2105_2

Page 2 of 4

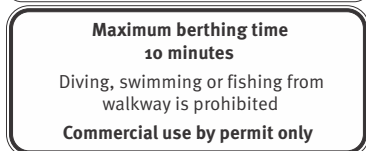
A B C D



TC2105_1



TC2101_8



TC2105_3

Example installation

Colour Legend

- Retroreflective white
- Black

Notes:

1. This sign may be used in conjunction with TC2105_1 and may be installed near a public walkway facing towards the land indicating to pedestrians limitations of use of the public walkway.
2. This sign should be used in conjunction with TC2105_2 which would inform the marine operators, limitations of use of the public walkway.
3. Facilities manager sign TC2101_8 may also be used as required.
4. * Legend is MetaBold Roman or similar.
5. # Legend is MetaNormal Roman or similar.
6. ** Insert appropriate time in minutes e.g. 10.



**Queensland
Government**

INFORMATION SIGN "PUBLIC WALKWAY" (VIEW FROM LAND)

Department of Transport and Main Roads
Infrastructure Management & Delivery Division

APPROVED AS OFFICIAL TRAFFIC SIGN

Designed
TV 8/12

Checked
DJ 08/20

Scale
Not to Scale

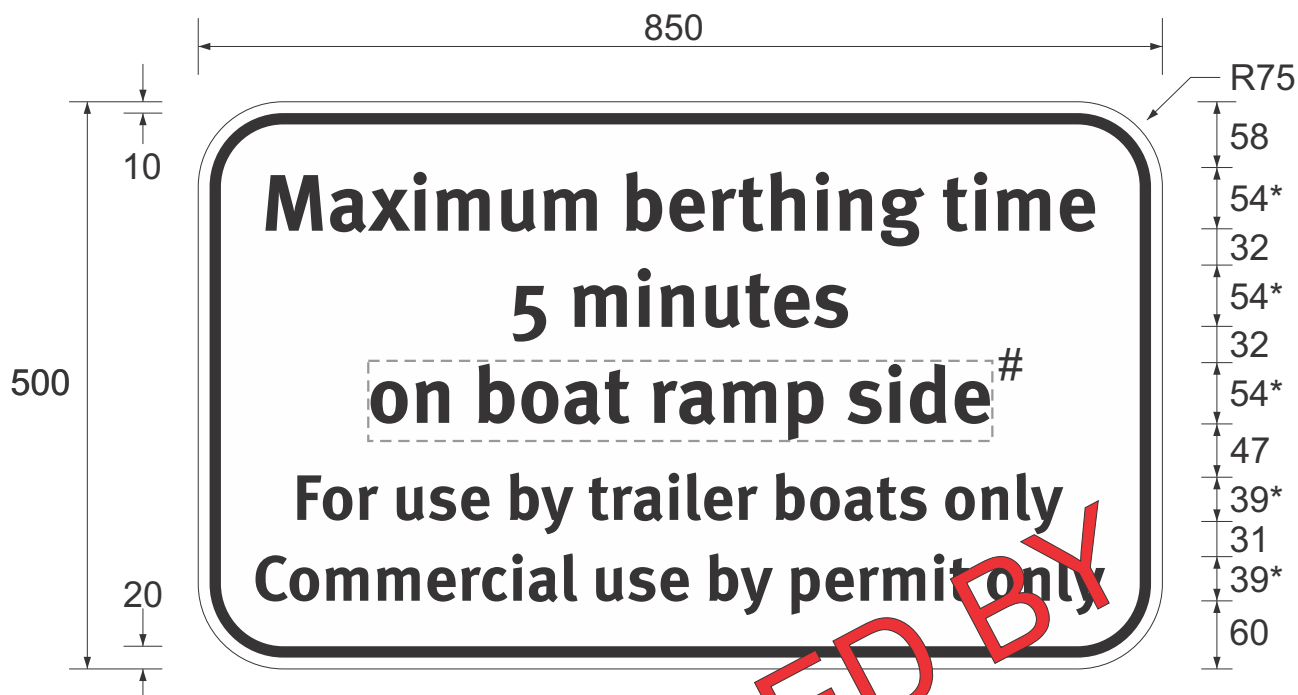
[Signature]
PRINCIPAL ENGINEER
(Traffic Engineering)

21/08/20
Date

TC2105_3

Page 3 of 4





Colour Legend

- Retroreflective white
- Black

Notes:

1. This sign may be used in conjunction with TC2105_1 and may be installed near a public walkway facing seaward, indicating to marine operators limitations of use of the public walkway.
2. Facilities manager sign TC2101_8 may also be used as required.
3. * Legend is MetaBold Roman or similar.
4. # The words "on boat ramp side" to be omitted when the floating walkway is installed down the middle of the ramp.



**Queensland
Government**

INFORMATION SIGN "PUBLIC WALKWAY"

Department of Transport and Main Roads
Infrastructure Management & Delivery Division

APPROVED AS OFFICIAL TRAFFIC SIGN

Designed
RH 03/19

Checked
DJ 08/20

Scale
Not to Scale

[Signature]
PRINCIPAL ENGINEER
(Traffic Engineering)

21/08/20
Date

TC2105_4

Page 4 of 4

A B C D