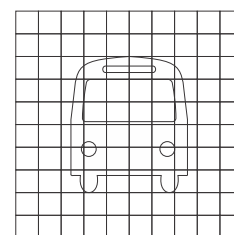
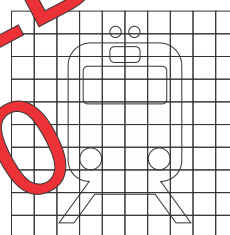


EXAMPLE (LEFT)

	a	b	c	d	e	f	g	h	k	l	m	n	o	p	r	g	s	t	u	v	x
A	1800	1200	16	32	275	150	313	158	300	201	78	16	120DN	88	150	60	90	300EM	110	220	240
B	2400	1600	20	40	385	200	417	211	400	268	104	20	160DN	118	200	80	253	400EM	147	292	320



Colour Legend

- Retroreflective blue (background)
- Retroreflective white (legend and border)

Notes

1. For details of the train and bus symbols refer SQ01 and SQ02 respectively.
2. For exceptional circumstances special sign face design shall be sought.



**Queensland
Government**

**DIRECTION SIGN
FOR CAR/RAIL INTERMODAL
FACILITIES**

Department of Transport and Main Roads
Infrastructure Management & Delivery Division

APPROVED AS OFFICIAL TRAFFIC SIGN

Designed
RH 04/01

Checked
MO 04/01

Scale
Not to Scale

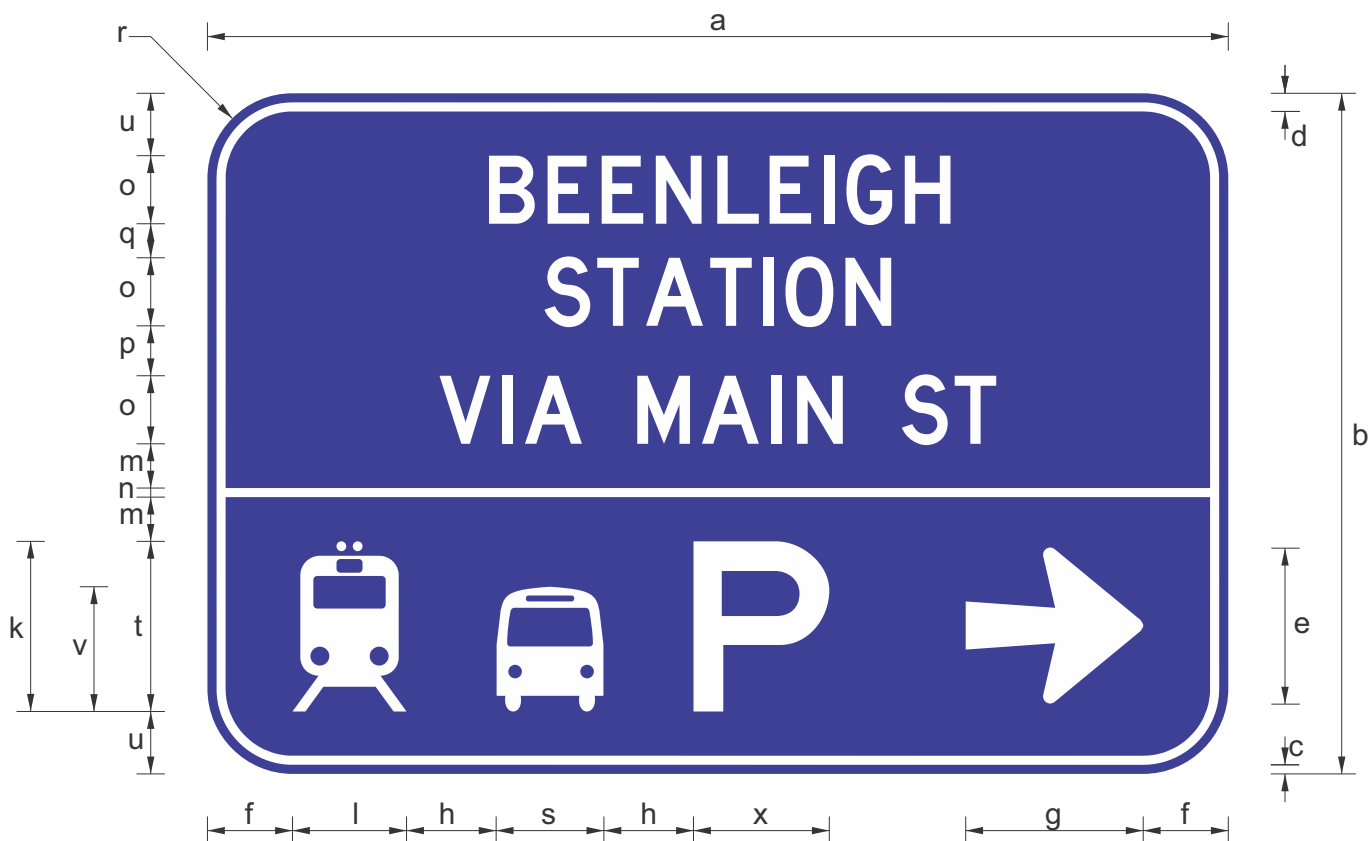
R King
PRINCIPAL ENGINEER
(Traffic Engineering)

5/01/16
Date

TC1304

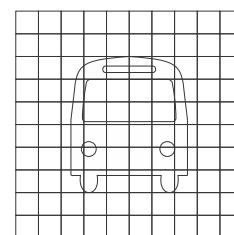
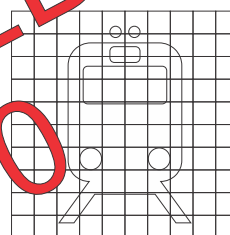
Page 1 of 2

A	B			
---	---	--	--	--



EXAMPLE (RIGHT)

	a	b	c	d	e	f	g	h	k	l	m	n	o	p	r	s	t	u	v	x	
A	1800	1200	16	32	275	150	313	158	300	201	78	16	120DN	88	150	60	90	300EM	110	220	240
B	2400	1600	20	40	385	200	417	211	400	268	104	20	160DN	118	200	80	253	400EM	147	292	320



Colour Legend

- Retroreflective blue (background)
- Retroreflective white (legend and border)

Notes

- For details of the train and bus symbols refer SQ01 and SQ02 respectively.
- For exceptional circumstances special sign face design shall be sought.



**Queensland
Government**

**DIRECTION SIGN
FOR CAR/RAIL INTERMODAL
FACILITIES**

Department of Transport and Main Roads
Infrastructure Management & Delivery Division

APPROVED AS OFFICIAL TRAFFIC SIGN

Designed
RH 04/01

Checked
MO 04/01

Scale
Not to Scale

[Signature]
PRINCIPAL ENGINEER
(Traffic Engineering)

5/01/16
Date

TC1304

Page 2 of 2

A	B			
---	---	--	--	--