



TC1359-1



TC1359-2



TC1359-3



TC1359-4



TC1359-5




TC1359-6



TC1359-7



TC1359-8



TC1359-9



TC1359-10



TC1359-11



TC1359-12



TC1359-13



TC1359-14



TC1359-15

Colour Legend

Black (symbol & border)



Retroreflective yellow (background)

Notes

1. This group of signs are used to indicate lane status at roadworks.
2. All signs to be used with relevant multi-message signs. Refer to examples on page 2
3. For individual sign details refer to pages 3 to 15.

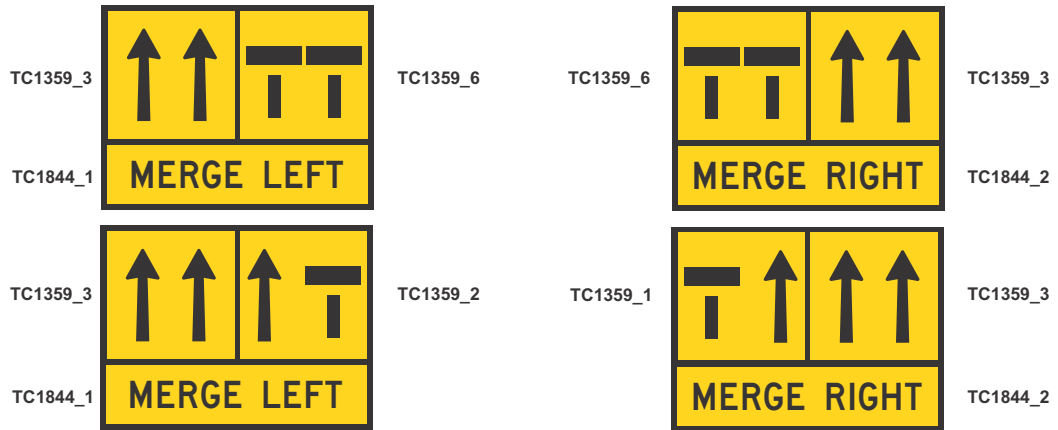
**Queensland
Government****MULTI-MESSAGE SIGN PLATES
"LANE STATUS"**Department of Transport and Main Roads
Infrastructure Management & Delivery DivisionAPPROVED AS OFFICIAL TRAFFIC SIGN11/05/17
Date**TC1359**

Page 1 of 17

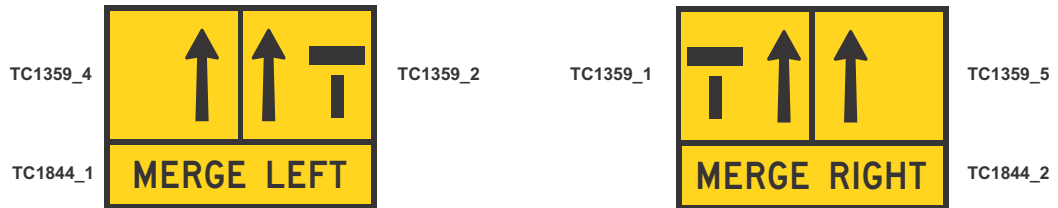
Designed
RH 03/02Checked
KB 03/02Scale
Not to ScalePRINCIPAL ENGINEER
(Traffic Engineering)

E F G

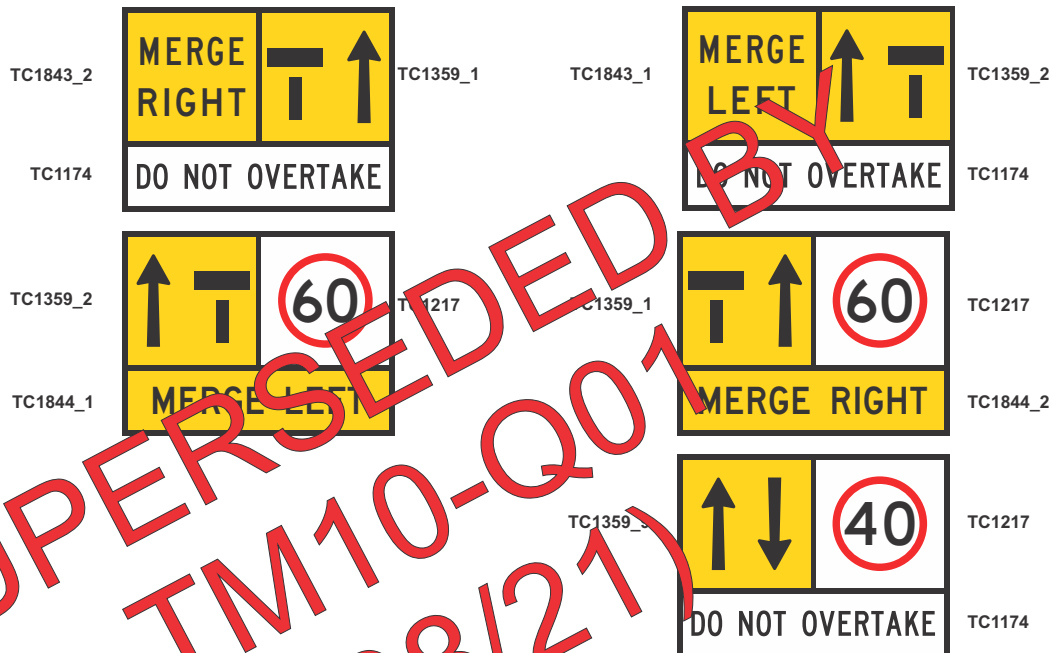
4 Lane Road



3 Lane Road



2 Lane Road



Intersection



**Queensland
Government**

MULTI-MESSAGE SIGN PLATE “LANE STATUS EXAMPLES”

Department of Transport and Main Roads
Infrastructure Management & Delivery Division

APPROVED AS OFFICIAL TRAFFIC SIGN

Designed
TV 07/10

Checked
DJ 07/10

Scale
Not to Scale


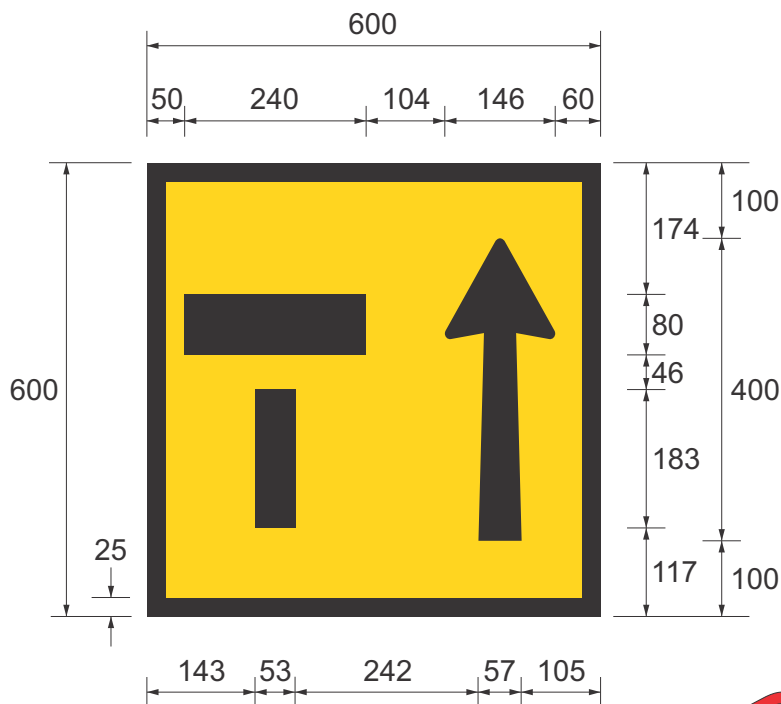
Rhine
PRINCIPAL ENGINEER
(Traffic Engineering)

11/05/17
Date

TC1359

Page 2 of 17

E F G



SUPERSEDED BY
TM10-Q01
(08/21)

Colour Legend

- Black (symbol & border)
- Retroreflective yellow (background)



**Queensland
Government**

MULTI-MESSAGE SIGN PLATE

"LANE STATUS
LEFT LANE CLOSED"

Department of Transport and Main Roads
Infrastructure Management & Delivery Division

APPROVED AS OFFICIAL TRAFFIC SIGN

11/05/17
Date

TC1359_1

Page 3 of 17


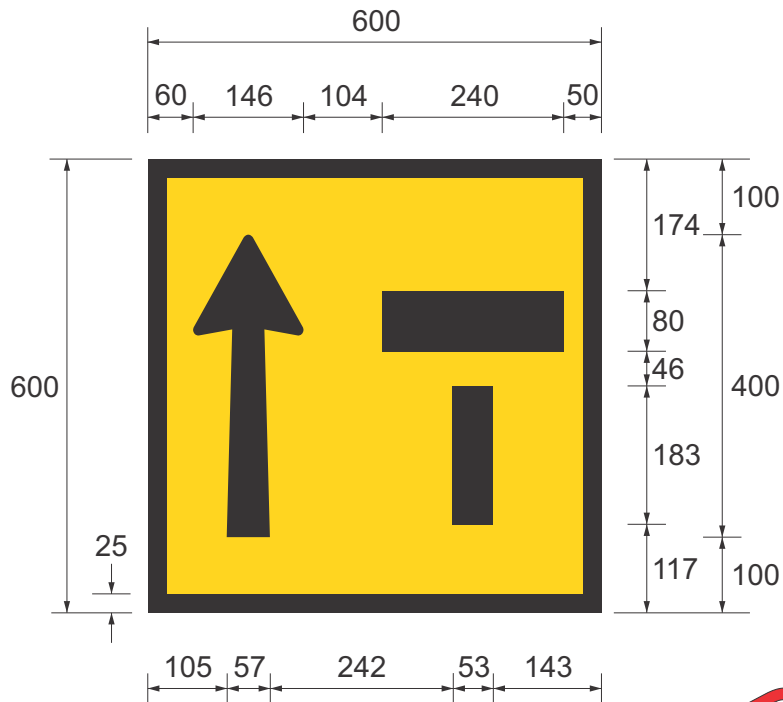
Designed
RH 03/02

Checked
KB 03/02

Scale
Not to Scale

R King
PRINCIPAL ENGINEER
(Traffic Engineering)

E F G



SUPERSEDED BY
TM10-Q01
(08/21)

Colour Legend

- Black (symbol & border)
- Retroreflective yellow (background)



**Queensland
Government**

MULTI-MESSAGE SIGN PLATE
 "LANE STATUS
 RIGHT LANE CLOSED"

Department of Transport and Main Roads
 Infrastructure Management & Delivery Division

APPROVED AS OFFICIAL TRAFFIC SIGN

11/05/17
 Date

TC1359_2

Page 4 of 17

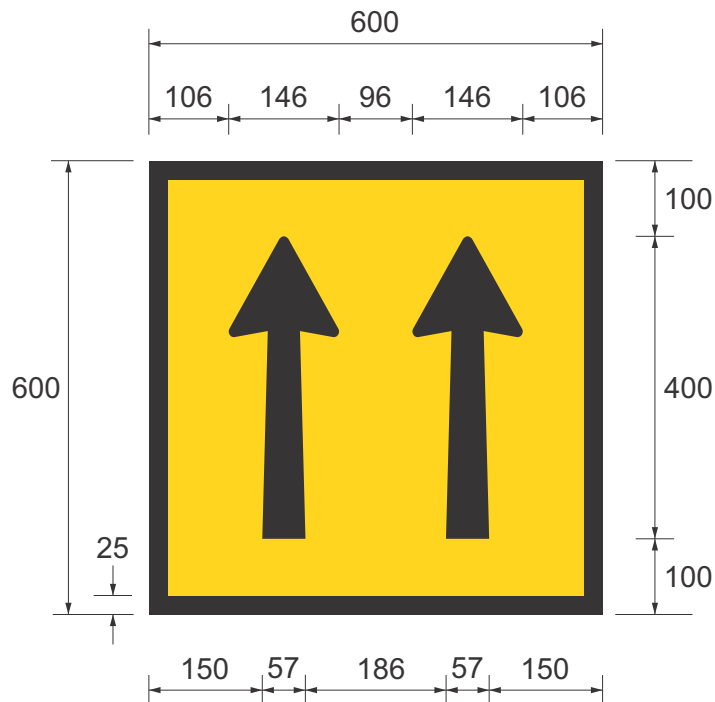
Designed
 RH 03/02

Checked
 KB 03/02

Scale
 Not to Scale

R King
 PRINCIPAL ENGINEER
 (Traffic Engineering)

E	F	G		
---	---	---	--	--



SUPERSEDED BY
TM10-Q01
(08/21)

Colour Legend

- Black (symbol & border)
- Retroreflective yellow (background)



**Queensland
Government**

MULTI-MESSAGE SIGN PLATE

"LANE STATUS
TWO LANES OPEN"

Department of Transport and Main Roads
Infrastructure Management & Delivery Division

APPROVED AS OFFICIAL TRAFFIC SIGN

11/05/17
Date

TC1359_3

Page 5 of 17

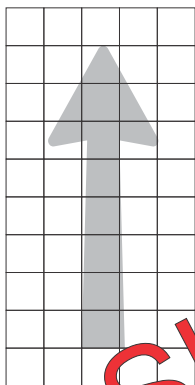
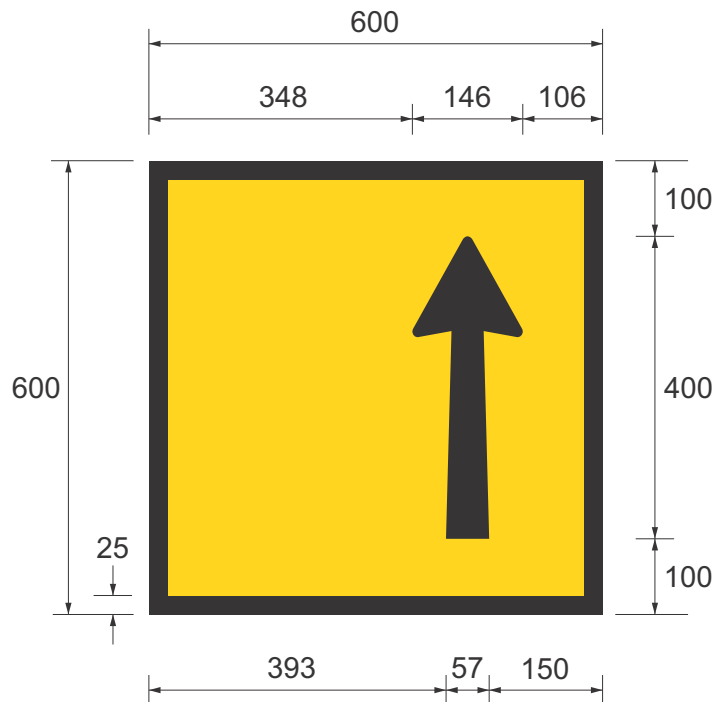
Designed
TV 07/10

Checked
DJ 07/10

Scale
Not to Scale

PRINCIPAL ENGINEER
(Traffic Engineering)

E F G



SUPERSEDED BY
TM10-Q01
(08/21)

Colour Legend

- Black (symbol & border)
- Retroreflective yellow (background)

Note

1. This sign plate can only be used on three(3) lane sections of road or as directional arrows in accordance with examples set out in TC1910.



**Queensland
Government**

MULTI-MESSAGE SIGN PLATE

"LANE STATUS
SINGLE RIGHT LANE OPEN"

Department of Transport and Main Roads
Infrastructure Management & Delivery Division

APPROVED AS OFFICIAL TRAFFIC SIGN

Designed
TV 07/10

Checked
DJ 07/10

Scale
Not to Scale

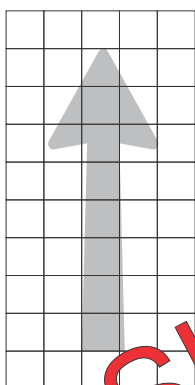
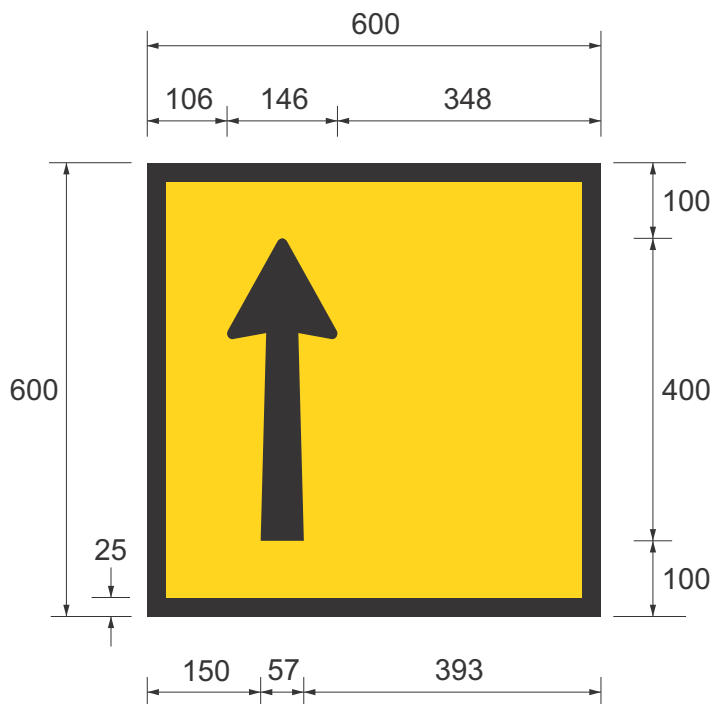
Rhine
PRINCIPAL ENGINEER
(Traffic Engineering)

11/05/17
Date

TC1359_4

Page 6 of 17

E	F	G		
---	---	---	--	--



SUPERSEDED BY
TM10-Q01
(08/21)

Colour Legend

- Black (symbol & border)
- Retroreflective yellow (background)

Note

1. This sign plate can only be used on three(3) lane sections of road or as directional arrows in accordance with examples set out in TC1910.



**Queensland
Government**

MULTI-MESSAGE SIGN PLATE

"LANE STATUS
SINGLE LEFT LANE OPEN"

Department of Transport and Main Roads
Infrastructure Management & Delivery Division

APPROVED AS OFFICIAL TRAFFIC SIGN

11/05/17
Date

TC1359_5

Page 7 of 17


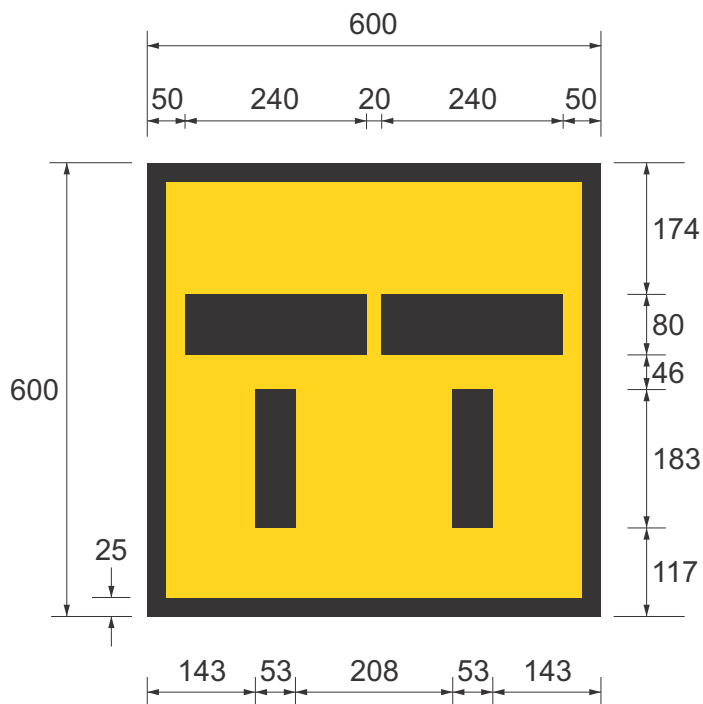
Designed
TV 07/10

Checked
DJ 07/10

Scale
Not to Scale

R. King
PRINCIPAL ENGINEER
(Traffic Engineering)

E	F	G		
---	---	---	--	--



SUPERSEDED BY
TM10-Q01
(08/21)

Colour Legend

- Black (symbol & border)
- Retroreflective yellow (background)



**Queensland
Government**

MULTI-MESSAGE SIGN PLATE

"LANE STATUS
TWO LANES CLOSED"

Department of Transport and Main Roads
Infrastructure Management & Delivery Division

APPROVED AS OFFICIAL TRAFFIC SIGN

11/05/17
Date

TC1359_6

Page 8 of 17

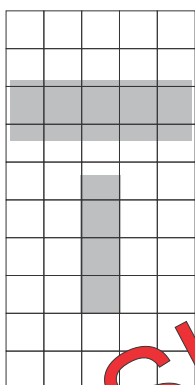
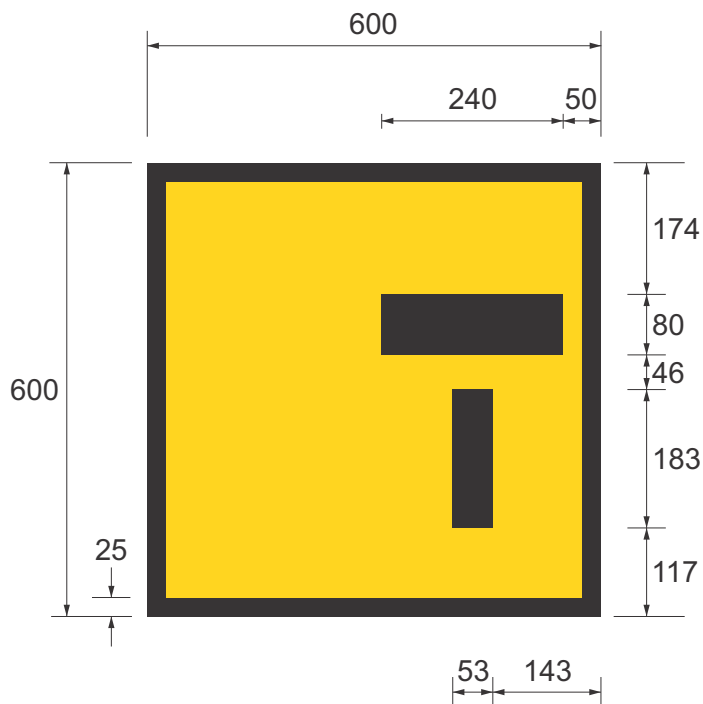
Designed
TV 07/10

Checked
DJ 07/10

Scale
Not to Scale

R King
PRINCIPAL ENGINEER
(Traffic Engineering)

E F G



SUPERSEDED BY
TM10-Q01
(08/21)

Colour Legend

- Black (symbol & border)
- Retroreflective yellow (background)

Note

1. This sign plate can only be used on three(3) lane sections of road.



**Queensland
Government**

MULTI-MESSAGE SIGN PLATE "LANE STATUS SINGLE RIGHT LANE CLOSED"

Department of Transport and Main Roads
 Infrastructure Management & Delivery Division

APPROVED AS OFFICIAL TRAFFIC SIGN

11/05/17
 Date

TC1359_7

Page 9 of 17

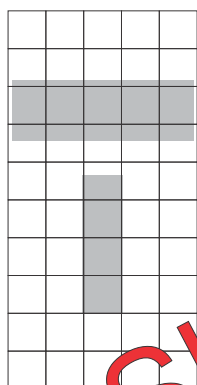
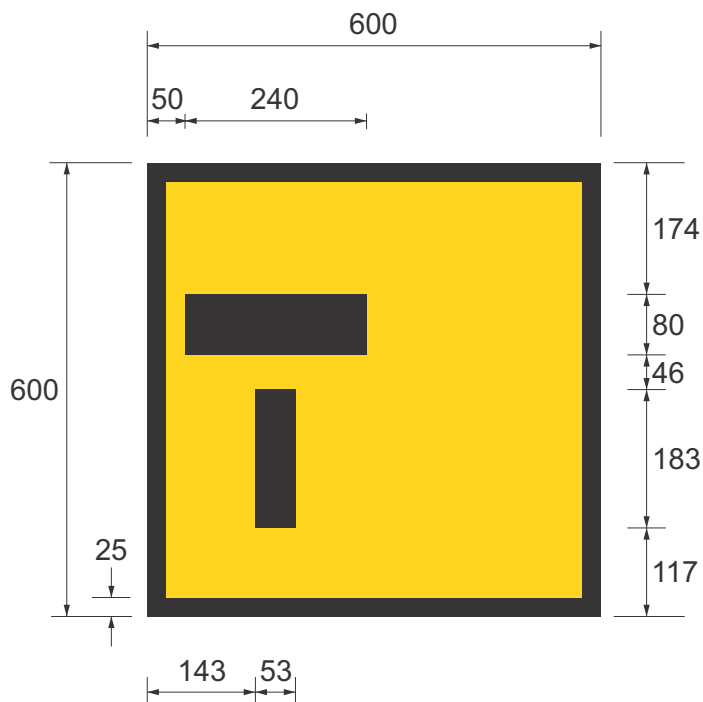
Designed
 TV 02/11

Checked
 DJ 02/11

Scale
 Not to Scale

R King
 PRINCIPAL ENGINEER
 (Traffic Engineering)

E F G



SUPERSEDED BY
TM10-Q01
(08/21)

Colour Legend

- Black (symbol & border)
- Retroreflective yellow (background)

Note

1. This sign plate can only be used on three(3) lane sections of road.



Queensland
Government

MULTI-MESSAGE SIGN PLATE

"LANE STATUS
SINGLE LEFT LANE CLOSED"

Department of Transport and Main Roads
Infrastructure Management & Delivery Division

APPROVED AS OFFICIAL TRAFFIC SIGN

11/05/17
Date

TC1359_8

Page 10 of 17


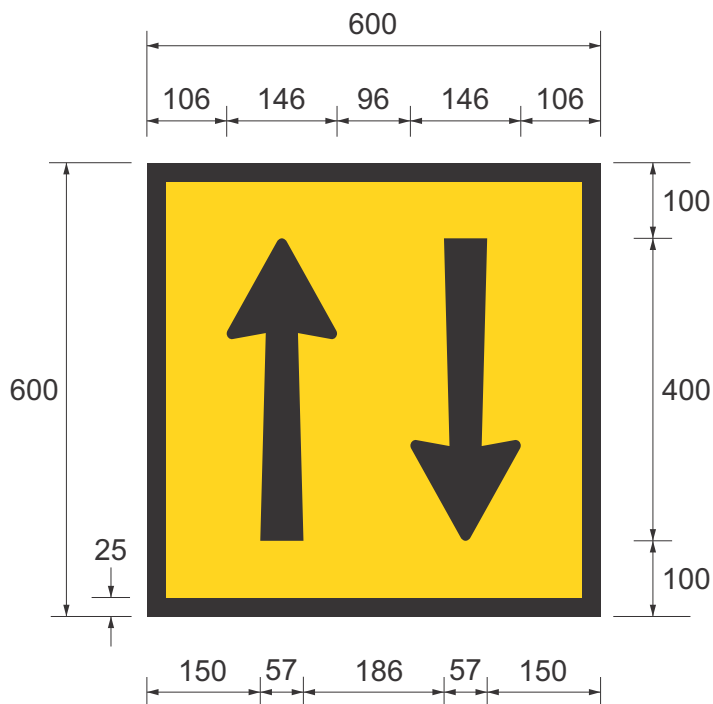
Designed
TV 02/11

Checked
DJ 02/11

Scale
Not to Scale

R. King
PRINCIPAL ENGINEER
(Traffic Engineering)

E F G



**SUPERSEDED BY
TM10-Q01
(08/21)**

Colour Legend

- Black (symbol & border)
- Retroreflective yellow (background)



**Queensland
Government**

MULTI-MESSAGE SIGN PLATE "LANE STATUS TWO WAY OPEN"

Department of Transport and Main Roads
Infrastructure Management & Delivery Division

APPROVED AS OFFICIAL TRAFFIC SIGN

11/05/17
Date

TC1359_9

Page 11 of 17


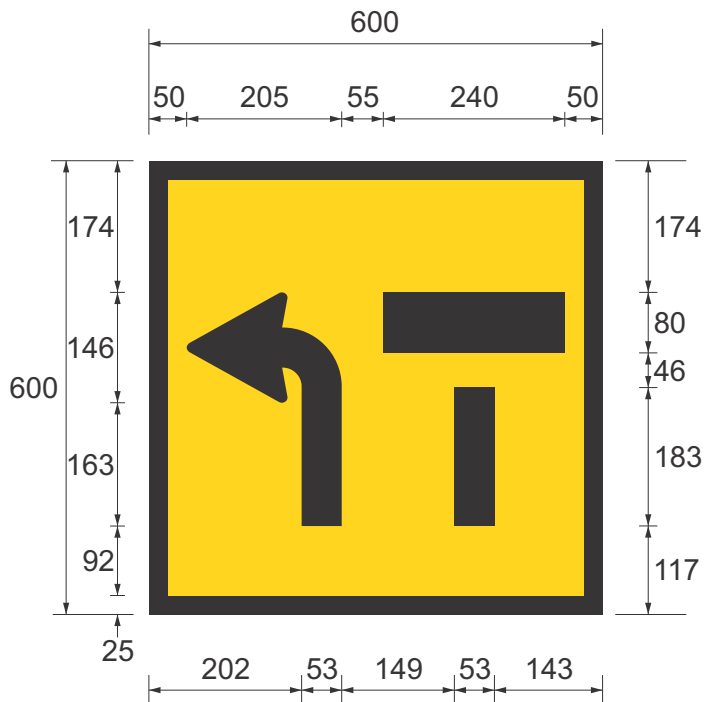
Designed
TV 08/13

Checked
DJ 08/13

Scale
Not to Scale

Rhine
PRINCIPAL ENGINEER
(Traffic Engineering)

E	F	G		
---	---	---	--	--



SUPERSEDED BY
TM10-Q01
(08/21)

Colour Legend

- Black (symbol & border)
- Retroreflective yellow (background)

Notes

1. This sign to be used where a left turn is open and straight through lane which is closed.
2. For right turn option refer to TC1359_11.
3. For locations where there is a dedicated left turn lane open, refer to TC1359_12.



**Queensland
Government**

MULTI-MESSAGE SIGN PLATE

"LANE STATUS
LEFT TURN LANE OPEN"

Department of Transport and Main Roads
Infrastructure Management & Delivery Division

APPROVED AS OFFICIAL TRAFFIC SIGN

Designed
TV 11/13

Checked
DJ 11/13

Scale
Not to Scale


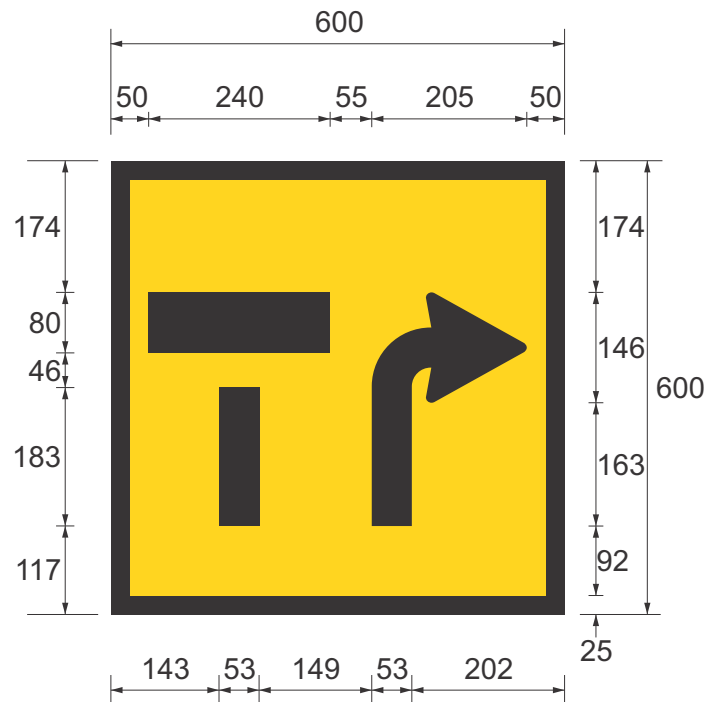
R. King
PRINCIPAL ENGINEER
(Traffic Engineering)

11/05/17
Date

TC1359_10

Page 12 of 17

E F G



SUPERSEDED BY
TM10-Q01
(08/21)

Colour Legend

- Black (symbol & border)
- Retroreflective yellow (background)

Notes

1. This sign to be used where a right turn is open and straight through lane which is closed.
2. For left turn option refer to TC1359_10.
3. For locations where there is a dedicated right turn lane open, refer to TC1359_13.



**Queensland
Government**

MULTI-MESSAGE SIGN PLATE

"LANE STATUS
RIGHT TURN LANE OPEN"

Department of Transport and Main Roads
Infrastructure Management & Delivery Division

APPROVED AS OFFICIAL TRAFFIC SIGN

11/05/17
Date

R. King
PRINCIPAL ENGINEER
(Traffic Engineering)

TC1359_11


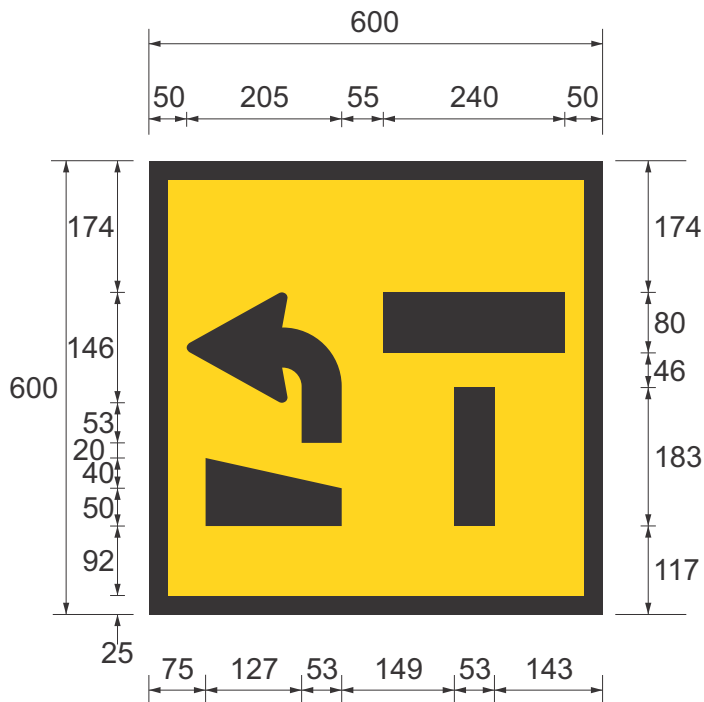
Page 13 of 17

Designed
TV 11/13

Checked
DJ 11/13

Scale
Not to Scale

E F G



SUPERSEDED BY
TM10-Q01
(08/21)

Colour Legend

- Black (symbol & border)
- Retroreflective yellow (background)

Notes

1. This sign to be used in advance of an open dedicated left turn lane at an intersection and straight through lane which is closed.
2. For right turn option refer to TC1359_13.
3. For non dedicated left turn open option, refer to TC1359_10.



**Queensland
Government**

MULTI-MESSAGE SIGN PLATE "LANE STATUS LEFT TURN LANE AT INTERSECTION OPEN"

Department of Transport and Main Roads
 Infrastructure Management & Delivery Division

APPROVED AS OFFICIAL TRAFFIC SIGN

Designed
 TV 11/13

Checked
 DJ 11/13

Scale
 Not to Scale


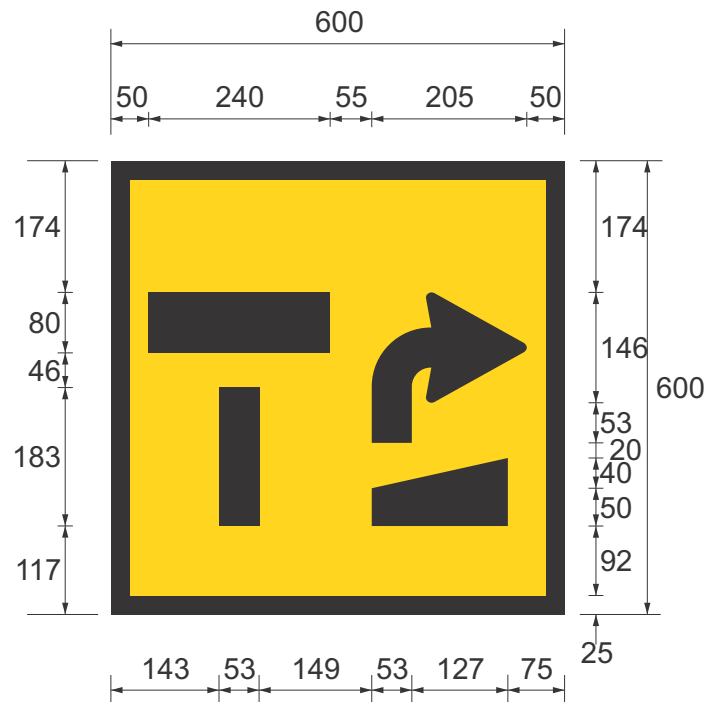
R King
 PRINCIPAL ENGINEER
 (Traffic Engineering)

11/05/17
 Date

TC1359_12

Page 14 of 17

E F G



SUPERSEDED BY
TM10-Q01
(08/21)

Colour Legend

- Black (symbol & border)
- Retroreflective yellow (background)

Notes

1. This sign to be used in advance of an open dedicated right turn lane at an intersection and straight through lane which is closed.
2. For left turn option refer to TC1359_12.
3. For non dedicated right turn open option refer to TC1359_11.



**Queensland
Government**

MULTI-MESSAGE SIGN PLATE

"LANE STATUS
RIGHT TURN LANE AT INTERSECTION OPEN"

Department of Transport and Main Roads
Infrastructure Management & Delivery Division

APPROVED AS OFFICIAL TRAFFIC SIGN

11/05/17
Date

TC1359_13

Page 15 of 17


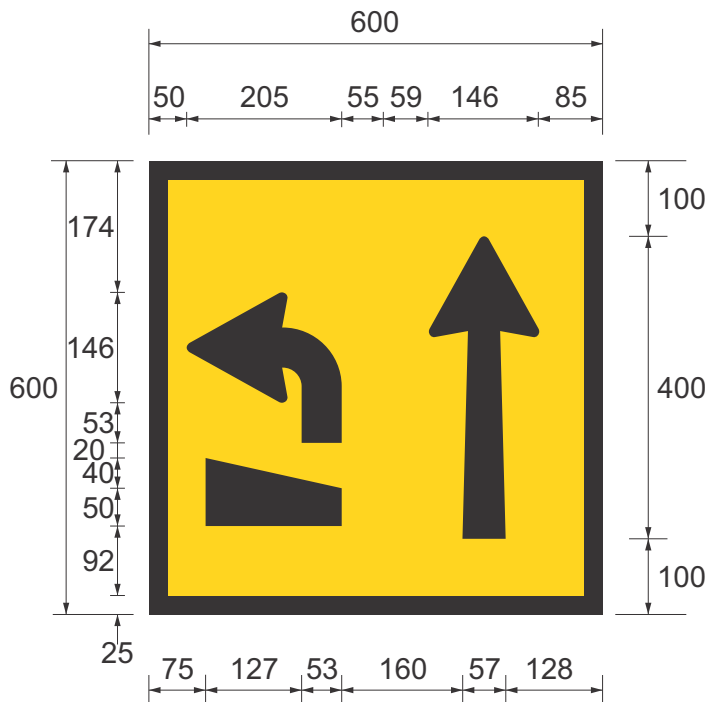
Designed
TV 11/13

Checked
DJ 11/13

Scale
Not to Scale

R King
PRINCIPAL ENGINEER
(Traffic Engineering)

E	F	G		
---	---	---	--	--



SUPERSEDED BY
TM10-Q01
(08/21)

Colour Legend

- Black (symbol & border)
- Retroreflective yellow (background)

Notes

1. This sign to be used in advance of an open dedicated left turn lane at an intersection and straight through lane which is open.
2. For right turn option refer to TC1359_15.
3. For closed through lane option, refer to TC1359_12.



**Queensland
Government**

MULTI-MESSAGE SIGN PLATE "LANE STATUS LEFT TURN LANE AT INTERSECTION OPEN"

Department of Transport and Main Roads
 Infrastructure Management & Delivery Division

APPROVED AS OFFICIAL TRAFFIC SIGN

Designed
TV 11/13

Checked
DJ 11/13

Scale
Not to Scale


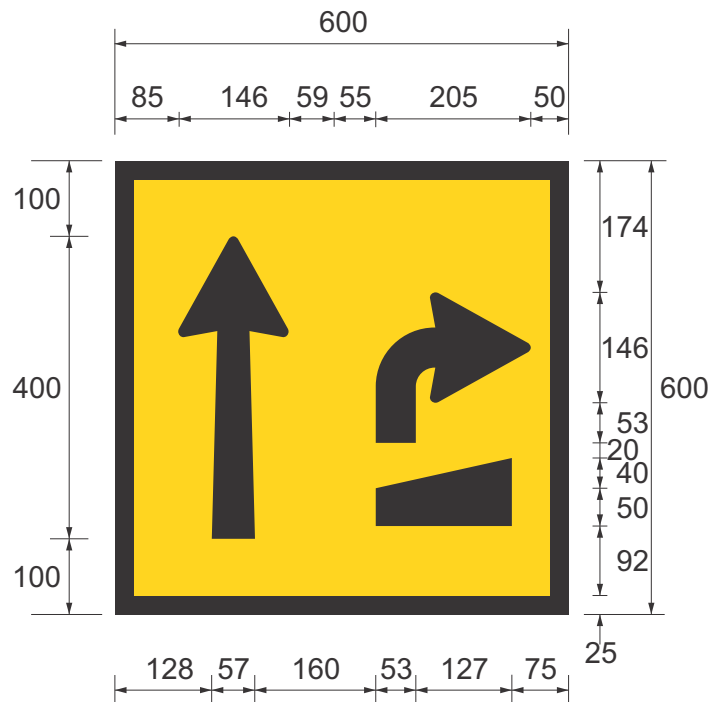
R. King
 PRINCIPAL ENGINEER
 (Traffic Engineering)

11/05/17
 Date

TC1359_14

Page 16 of 17

E F G



SUPERSEDED BY
TM10-Q01
(08/21)

Colour Legend

- Black (symbol & border)
- Retroreflective yellow (background)

Notes

1. This sign to be used where a right turn is open and straight through lane which is open.
2. For left turn option refer to TC1359_14.
3. For closed through lane option, refer to TC1359_13.



**Queensland
Government**

MULTI-MESSAGE SIGN PLATE

"LANE STATUS
RIGHT TURN LANE OPEN"

Department of Transport and Main Roads
Infrastructure Management & Delivery Division

APPROVED AS OFFICIAL TRAFFIC SIGN

Designed
TV 11/13

Checked
DJ 11/13

Scale
Not to Scale

R. King
PRINCIPAL ENGINEER
(Traffic Engineering)

11/05/17
Date

TC1359_15

Page 17 of 17

E	F	G		
---	---	---	--	--