

#### Colour Legend

- Retroreflective white
- Black

#### Notes:

1. Sign is used to encourage path users to keep to the left.
2. Sign only to be used on a shared path (this sign may be used on bicycle only path without showing the pedestrian symbol).
3. Sign only to be installed after a history of complaints or issues.
4. Sign only to be installed as part of Level 2 or higher behavioural signage scheme.



**Queensland  
Government**

## BEHAVIOURAL SIGN FOR PATHS “KEEP LEFT”

Department of Transport and Main Roads  
Infrastructure Management & Delivery Division

APPROVED AS OFFICIAL TRAFFIC SIGN

16/11/18  
Date

**TC2306\_1**  
Page 1 of 6



Designed  
RH 11/18

Checked  
DJ 11/18

Scale  
Not to Scale

*R. King*  
**PRINCIPAL ENGINEER**  
(Traffic Engineering)

A



#### Colour Legend

- Retroreflective white
- Black

#### Notes:

1. Sign is used to encourage path users to warn others when they are going to overtake (either verbally or with a bell/horn).
2. Sign only to be used on a shared path.
3. Sign only to be installed after a history of complaints or issues.
4. Sign only to be installed as part of Level 2 or higher behavioural signage scheme.



**Queensland  
Government**

Department of Transport and Main Roads  
Infrastructure Management & Delivery Division

## BEHAVIOURAL SIGN FOR PATHS

"WARN PEDESTRIANS WHEN APPROACHING"

APPROVED AS OFFICIAL TRAFFIC SIGN

*R. King*  
PRINCIPAL ENGINEER  
(Traffic Engineering)

16/11/18  
Date

**TC2306\_2**


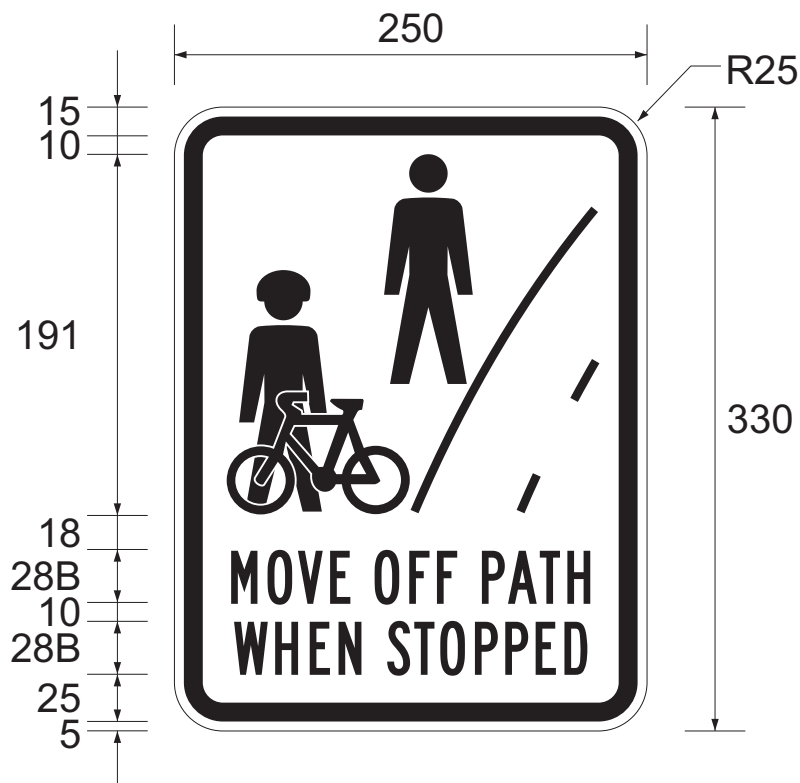
Page 2 of 6

Designed  
RH 11/18

Checked  
DJ 11/18

Scale  
Not to Scale

A



**Notes:**

1. Sign is used to encourage path users to move off path when stopped.
2. Sign only to be used on a shared path (this sign may be used on bicycle only path without showing the pedestrian symbol).
3. Sign only to be installed after a history of complaints or issues.
4. Before installing this sign investigate reasons why people may be stopping on the path and consider modifying the root cause(s) of the issue(s). For example, if people are stopping on the path to view a map board, then relocate the map board to attract people off the path to view the sign.
5. Sign only to be installed as part of Level 2 or higher behavioural signage scheme.

**Colour Legend**

- Retroreflective white
- Black



**Queensland  
Government**

Department of Transport and Main Roads  
Infrastructure Management & Delivery Division

Designed  
RH 11/18

Checked  
DJ 11/18

Scale  
Not to Scale

**BEHAVIOURAL SIGN FOR PATHS  
“MOVE OFF PATH WHEN STOPPED”**

APPROVED AS OFFICIAL TRAFFIC SIGN


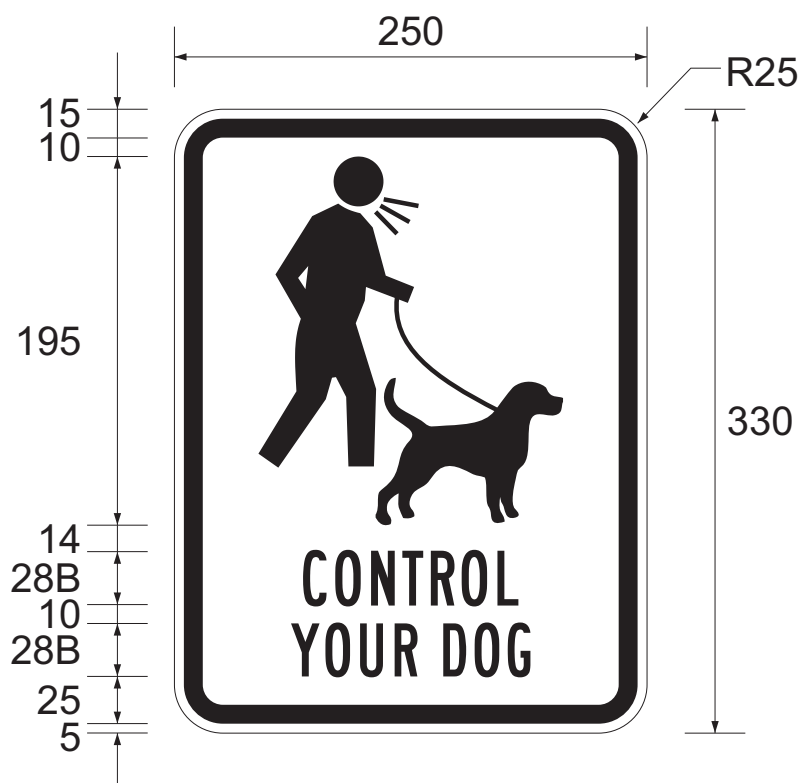
*R. King*  
PRINCIPAL ENGINEER  
(Traffic Engineering)

16/11/18  
Date

**TC2306\_3**

Page 3 of 6

A



**Notes:**

1. Sign is used to encourage dog owners to ensure their dogs do not unduly impact other path users.
2. Sign only to be used on a shared path.
3. Sign only to be installed after a history of complaints or issues.
4. In areas where dogs do not need to be on a leash, the sign in may be used without showing a leash.
4. Sign only to be installed as part of Level 2 or higher behavioural signage scheme.

**Colour Legend**

- Retroreflective white
- Black



**Queensland  
Government**

**BEHAVIOURAL SIGN FOR PATHS  
“CONTROL YOUR DOG”**

Department of Transport and Main Roads  
Infrastructure Management & Delivery Division

APPROVED AS OFFICIAL TRAFFIC SIGN

16/11/18  
Date

**TC2306\_4**  
Page 4 of 6


Designed  
RH 11/18

Checked  
DJ 11/18

Scale  
Not to Scale

  
PRINCIPAL ENGINEER  
(Traffic Engineering)

A



#### Colour Legend

- Retroreflective white
- Black

#### Notes:

1. Sign is used to encourage bicycle riders to verbally announce their presence when approaching a horse rider.
2. Sign only to be used on a paths known to be regularly used by bicycle riders and horse riders (for example, rail trails).
3. Consider installing the sign after a history of complaints or issues.



**Queensland  
Government**

Department of Transport and Main Roads  
Infrastructure Management & Delivery Division

## BEHAVIOURAL SIGN FOR PATHS

"WARN HORSE RIDERS WHEN APPROACHING"

APPROVED AS OFFICIAL TRAFFIC SIGN

*R. King*  
PRINCIPAL ENGINEER  
(Traffic Engineering)

16/11/18  
Date

**TC2306\_5**

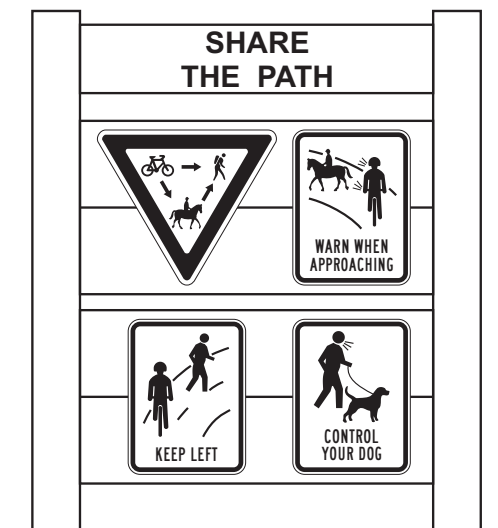

Page 5 of 6

Designed  
RH 11/18


Checked  
DJ 11/18

Scale  
Not to Scale

A



Usage example



### Colour Legend

- Retroreflective white
- Black

### Notes:

1. Sign is used to remind path users of priority on multi-use trails.
2. Sign only to be used on group signs near a path entry to a path known to be regularly used by bicycle riders and horse riders (for example, rail trails).
3. Consider installing the sign after a history of complaints or issues.



**Queensland  
Government**

Department of Transport and Main Roads  
Infrastructure Management & Delivery Division

Designed  
RH 11/18

Checked  
DJ 11/18

Scale  
Not to Scale

## BEHAVIOURAL SIGN FOR PATHS “PRIORITY ON MULTI-USE TRAILS”

APPROVED AS OFFICIAL TRAFFIC SIGN

  
PRINCIPAL ENGINEER  
(Traffic Engineering)

16/11/18  
Date

**TC2306\_6**

Page 6 of 6

A