

Example

### Colour Legend

- Retroreflective white
- Retroreflective yellow
- Black

### Notes:

1. This sign may be used at advance locations on a route where a bridge load limit is in place.
2. \* Insert appropriate distance to bridge from this sign.
3. \*\* Insert appropriate weight restriction.
4. \*\*\* Insert appropriate river/creek/bridge name.
5. # Insert appropriate road name e.g. ESK-TOOWOOMBA RD.



**Queensland**  
Government

## BRIDGE LOAD LIMIT ADVANCED INFORMATION SIGN (ONE CROSSING)

Road Safety and Systems Management Division  
Road Safety Unit

APPROVED AS OFFICIAL TRAFFIC SIGN

Designed  
TV 05/11

Checked  
DJ 05/11

Scale  
Not to Scale

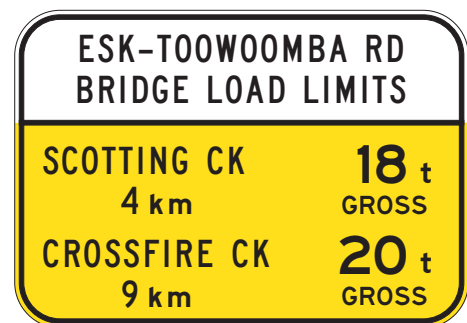
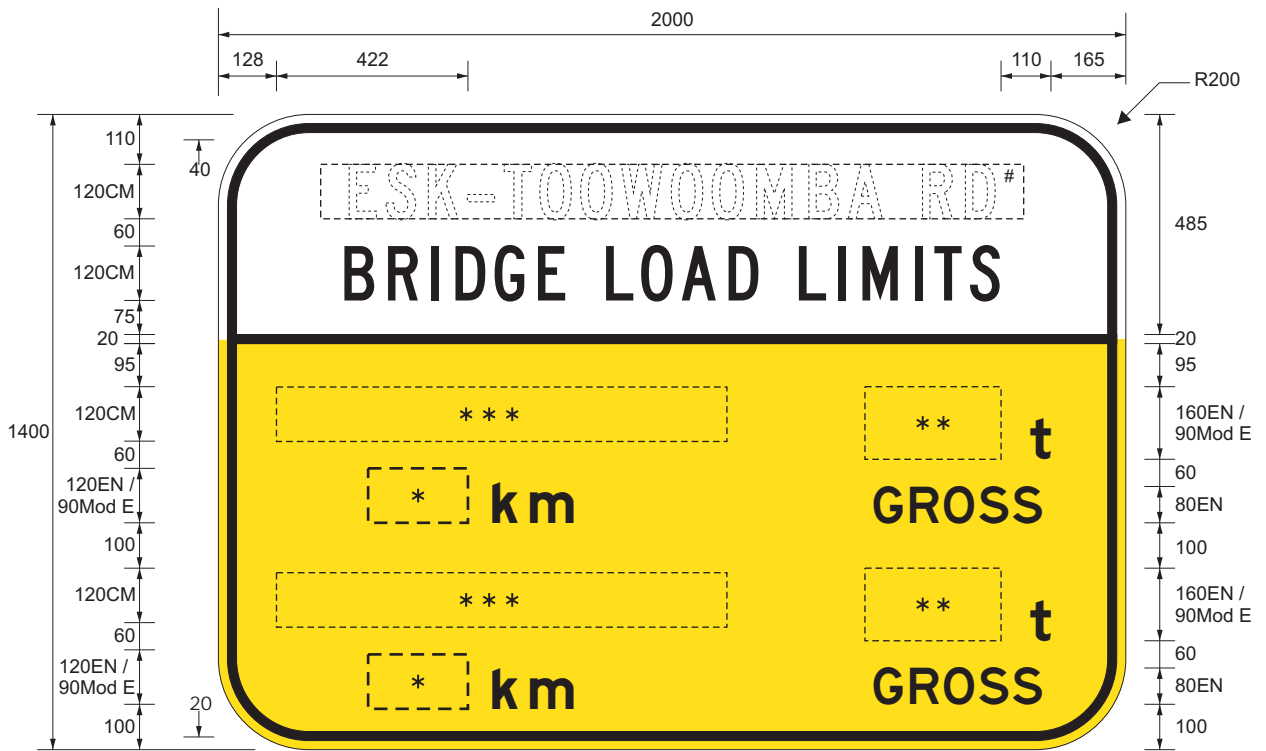
  
PRINCIPAL ENGINEER  
(Traffic Engineering)

11/05/11  
Date

TC1900\_1

Page 1 of 3

A



Example

### Colour Legend

- Retroreflective white
- Retroreflective yellow
- Black

### Notes:

1. This sign may be used at advance locations on a route where bridge load limits are in place.
2. \* Insert appropriate distances to bridges from this sign.
3. \*\* Insert appropriate weight restrictions.
4. \*\*\* Insert appropriate river/creek/bridge names.
5. # Insert appropriate road name e.g. ESK-TOOWOOMBA RD.



**Queensland**  
Government

## BRIDGE LOAD LIMIT ADVANCED INFORMATION SIGN (TWO CROSSING)


Road Safety and Systems Management Division  
Road Safety Unit

APPROVED AS OFFICIAL TRAFFIC SIGN

Designed  
TV 05/11

Checked  
DJ 05/11

Scale  
Not to Scale

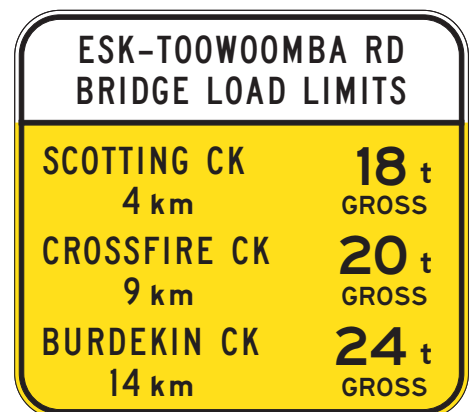
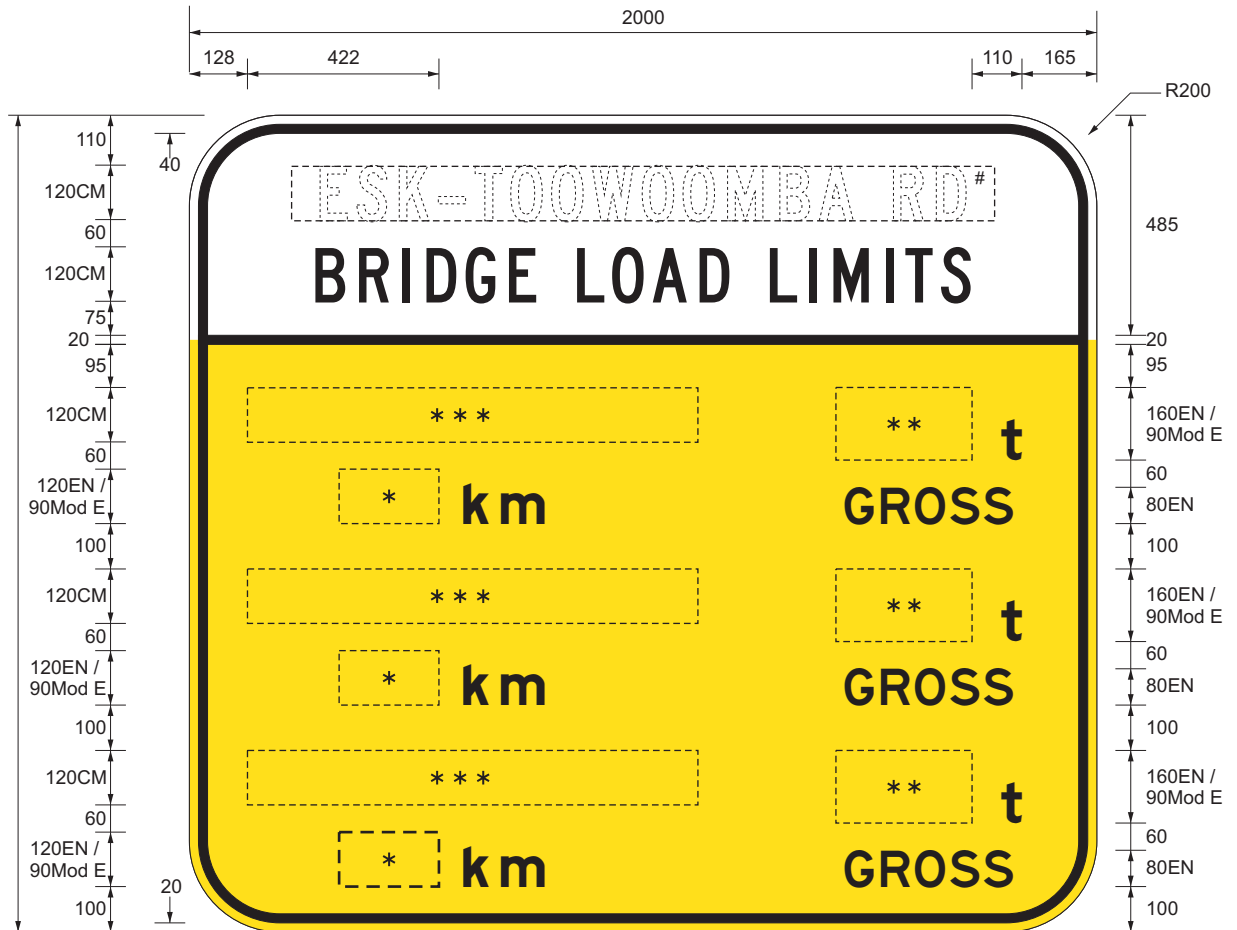
  
PRINCIPAL ENGINEER  
(Traffic Engineering)

11/05/11  
Date

TC1900\_2

Page 2 of 3

A



### Colour Legend

- Retroreflective white
- Retroreflective yellow
- Black

### Notes:

1. This sign may be used at advance locations on a route where bridge load limits are in place.
2. \* Insert appropriate distances to bridges from this sign.
3. \*\* Insert appropriate weight restrictions.
4. \*\*\* Insert appropriate river/creek/bridge names.
5. # Insert appropriate road name e.g. ESK-TOOWOOMBA RD.

### Example



**Queensland**  
Government

## BRIDGE LOAD LIMIT ADVANCED INFORMATION SIGN (THREE CROSSING)


Road Safety and Systems Management Division  
Road Safety Unit

APPROVED AS OFFICIAL TRAFFIC SIGN

Designed  
TV 05/11

Checked  
DJ 05/11

Scale  
Not to Scale

  
PRINCIPAL ENGINEER  
(Traffic Engineering)

11/05/11  
Date

TC1900\_3

Page 3 of 3

A ☐ ☐ ☐ ☐ ☐