

Colour Legend

- Black
- Retroreflective white
- Retroreflective red
- Retroreflective blue
- Retroreflective fluorescent orange (target board)

	a	b	c	d	e	f	r
SIZE A	600	1750	400	600	750	60	60
SIZE B	750	2150	500	750	900	75	75
SIZE C	900	2600	600	900	1100	90	90

Note

1. For typical layout details for this sign see pages 2 and 3.



Queensland
Government

BUSWAY SIGN

BUSWAY - NO ENTRY
AUTHORISED BUSES EXCEPTED

Road Safety and Systems Management Division
Road Safety Unit

APPROVED AS OFFICIAL TRAFFIC SIGN

Designed
TV 09/10

Checked
KB 09/10

Scale
Not to Scale


PRINCIPAL ENGINEER
(Traffic Engineering)

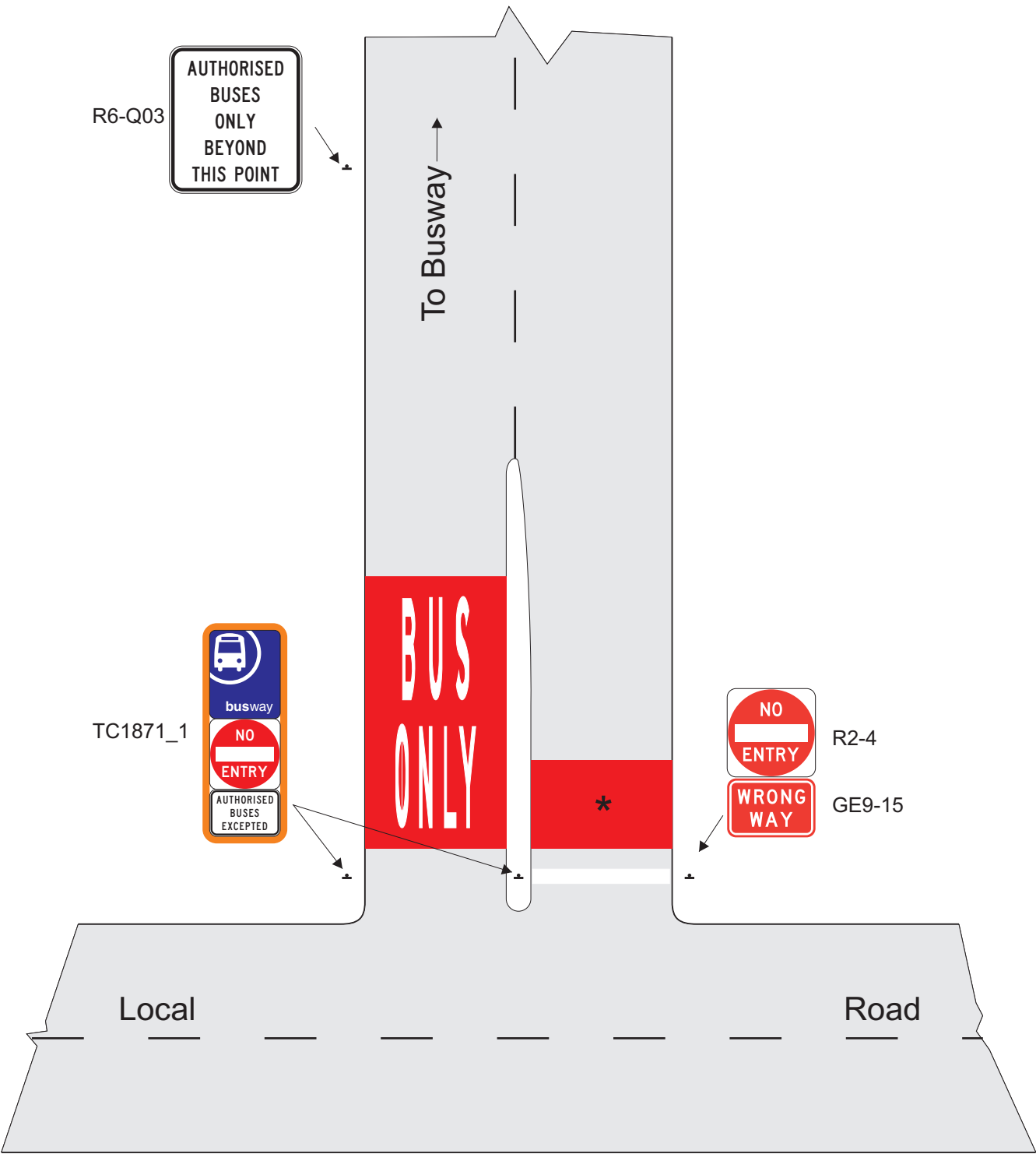
27/09/10
Date

TC1871_1
Page 1 of 3

A ☐ ☐ ☐ ☐ ☐

Note

1. * This zone is optional and may be installed for added recognition.



Queensland
Government

BUSWAY SIGNS

TYPICAL LAYOUT


Road Safety and Systems Management Division
Road Safety Unit

APPROVED AS OFFICIAL TRAFFIC SIGN

Designed
TV 09/10

Checked
KB 09/10

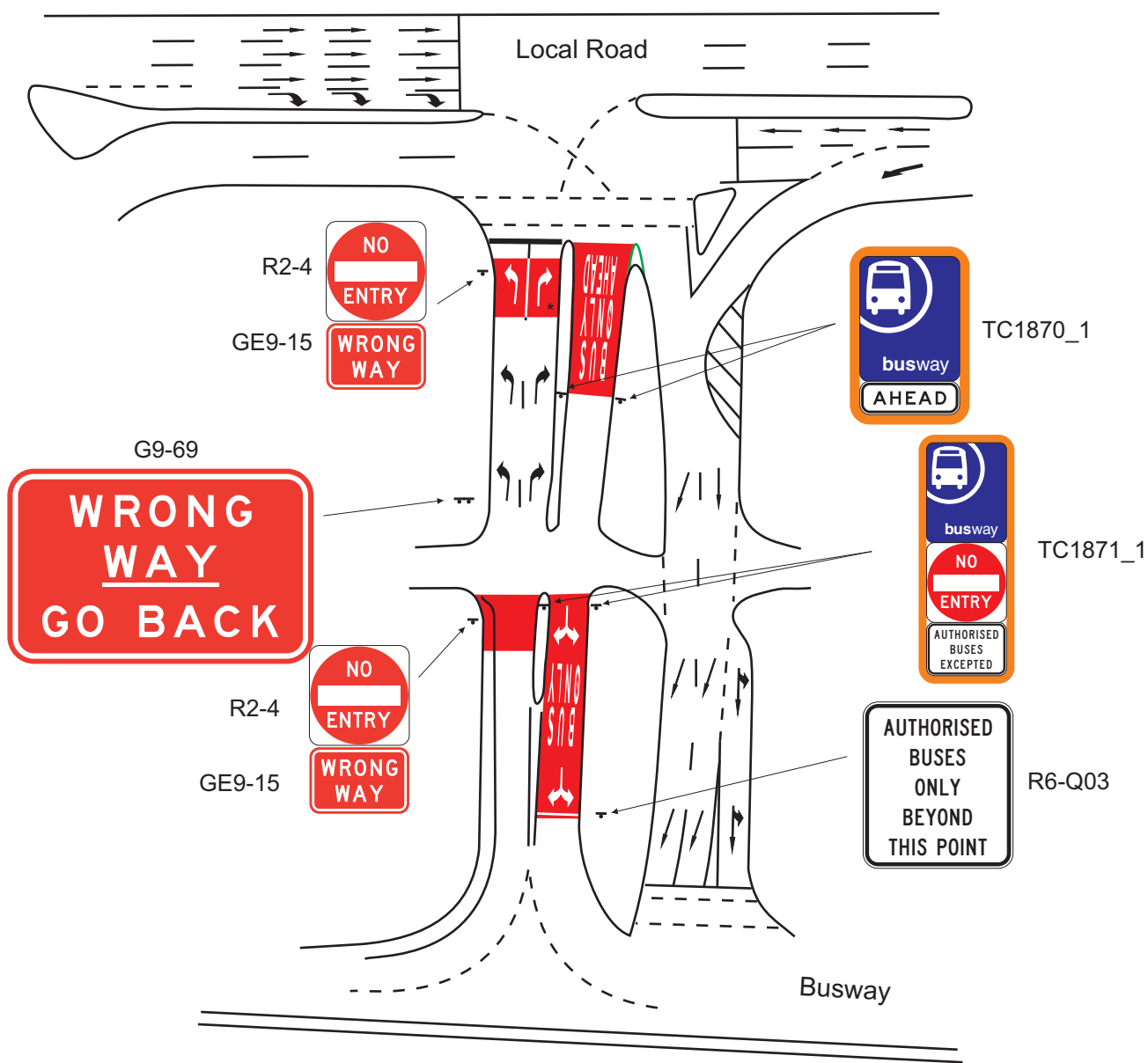
Scale
Not to Scale


PRINCIPAL ENGINEER
(Traffic Engineering)

27/09/10
Date

TC1871_2
Page 2 of 3

A ☐ ☐ ☐ ☐



Note

1. * This zone is optional and may be installed for added recognition.



**Queensland
Government**

BUSWAY SIGNS

TYPICAL LAYOUT WITH ADVANCE WARNING

Road Safety and Systems Management Division
Road Safety Unit

APPROVED AS OFFICIAL TRAFFIC SIGN

27/09/10
Date

TC1871_3
Page 3 of 3

Designed
TV 09/10

Checked
KB 09/10

Scale
Not to Scale

[Signature]
PRINCIPAL ENGINEER
(Traffic Engineering)

A