





	a	b	c	d	e	f	g	h	r
SIZE A*	900	675	10	20	78	135 DM	57	135DN	75
SIZE B	1200	900	14	42	105	180DM	75	180DN	100

#### Colour Legend

	Retroreflective white
	Black

#### Note:

1. For details on the use of this sign to end lane control with Variable Speed limits, refer to TRUM Note 2.18 - "Guidelines for the Permanent Placement of Variable Speed Limit and Lane Control Signs for Motorways, Long Bridges and Tunnels."
2. \* Sign size A should only be used where median space is limited downstream of the Variable Speed Limit and Lane Control signs.




**Queensland**  
Government

## TRAFFIC INSTRUCTION SIGN

### "LANE CONTROL ENDS"

Road Safety and Systems Management Division  
Road Safety Unit

ORIGINAL APPROVED AS OFFICIAL TRAFFIC SIGN



PRINCIPAL ENGINEER  
(Traffic Engineering)

23/09/10  
Date

TC9060

Designed  
GT 05/82

Checked  
RG 09/97

Scale  
Not to Scale

A	B	C		
---	---	---	--	--