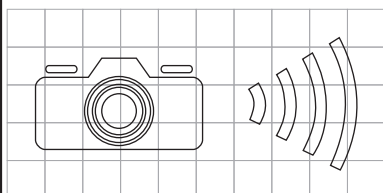






	a	b	c	d	e	f	g	h	k	m	n	o	r
A	1500	1200	30	90	160	100DN	140	120DN	150	350	180	850	100
B	2500	2000	50	150	260	160DN	240	200DN	250	590	300	1433	150

Notes:



Colour Legend

	Retroreflective blue
	Retroreflective white

- Depending on the road type (state-controlled or local-controlled), the department of Transport and Main Roads (TMR) regions or local councils are responsible for choosing suitable locations for signage. The Queensland Police Service (QPS) is responsible for the manufacture and installation of the signs as part of the camera installation process. Signs should only be installed at locations approved by TMR and QPS. Contact the QPS Traffic Camera Office (1300 360 610) for approval process.
- This sign is installed closest to the last camera in a point-to-point system, within approximately one kilometre from the camera site. The distance from the camera site must be in accordance with requirements set down in the *Camera Detected Offence Program Signage Policy*. Contact if required: TMR Speed Management Unit (Road Safety Policy).
- Refer to TC1898 for the sign to be installed closest to the first camera site in a point-to-point system.
- Where physical space does not allow the proper installation of this sign refer to narrower sign option shown on page 2.
- Edge strip comprises 30 mm x 30 mm or 50 mm x 50 mm blue and white checker.
- Signs require a clear film overlay fitted to protect the signs from graffiti.



**Queensland
Government**

Road Safety Systems Management Division
Road Safety Unit


Designed
TV 05/11

Checked
DJ 05/11

Scale
Not to Scale

INFORMATION SIGN "SPEED CAMERA FOR ROAD SAFETY"

APPROVED AS OFFICIAL TRAFFIC SIGN


PRINCIPAL ENGINEER
(Traffic Engineering)

17/04/12
Date

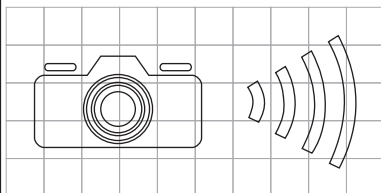
TC1897_1

Page 1 of 2

<input checked="" type="checkbox"/>	<input type="checkbox"/>	<input type="checkbox"/>	<input type="checkbox"/>	<input type="checkbox"/>
-------------------------------------	--------------------------	--------------------------	--------------------------	--------------------------



	a	b	c	d	e	f	g	h	k	m	n	o	p	q	r
A	1050	1410	30	90	170	100DN	50	130	120DN	60	110	290	160	700	100
B	1750	2150	50	150	230	160DN	80	210	200DN	100	120	415	275	1002	150



Notes:

- Depending on the road type (state-controlled or local-controlled), the department of Transport and Main Roads (TMR) regions or local councils are responsible for choosing suitable locations for signage. The Queensland Police Service (QPS) is responsible for the manufacture and installation of the signs as part of the camera installation process. Signs should only be installed at locations approved by TMR and QPS. Contact the QPS Traffic Camera Office (1300 360 610) for approval process.
- This sign is installed closest to the last camera in a point-to-point system, within approximately one kilometre from the camera site. The distance from the camera site must be in accordance with requirements set down in the *Camera Detected Offence Program Signage Policy*. Contact if required: TMR Speed Management Unit (Road Safety Policy).
- Refer to TC1898 for the sign to be installed closest to the first camera site in a point-to-point system.
- Where physical space allows, consideration should be given to the installation of the wider sign option shown on page 1.
- Edge strip comprises 30 mm x 30 mm or 50 mm x 50 mm blue and white checker.
- Signs require a clear film overlay fitted to protect the signs from graffiti.

Colour Legend

- Retroreflective blue
- Retroreflective white



**Queensland
Government**

INFORMATION SIGN

**"SPEED CAMERA
FOR ROAD SAFETY"**


Road Safety Systems Management Division
Road Safety Unit

APPROVED AS OFFICIAL TRAFFIC SIGN

Designed
TV 05/11

Checked
DJ 05/11

Scale
Not to Scale


PRINCIPAL ENGINEER
(Traffic Engineering)

17/04/12
Date

TC1897_2

Page 2 of 2

☒ A ☐ B ☐ C ☐ D