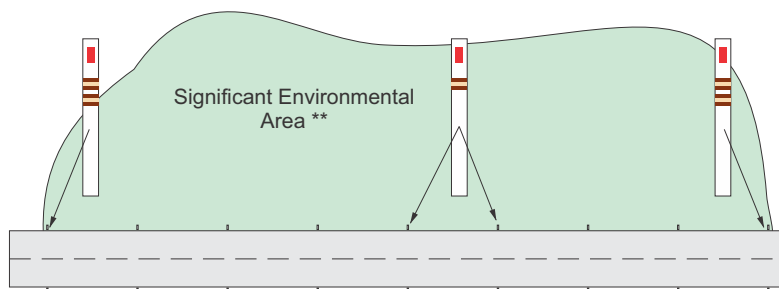
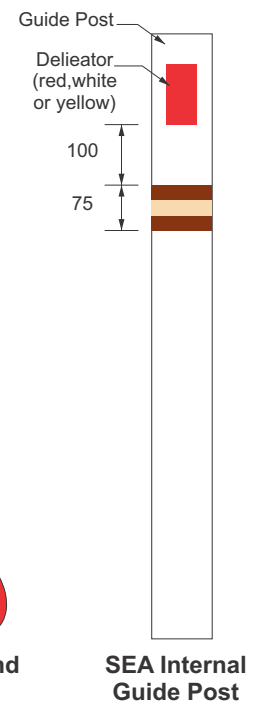
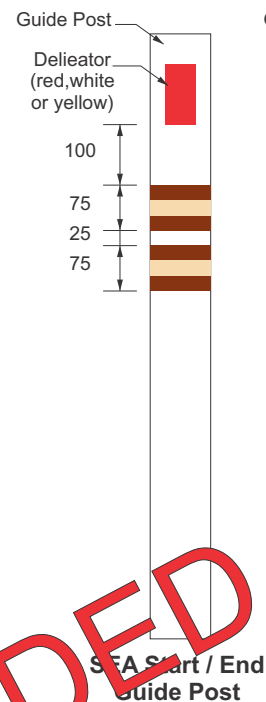


**Significant Environmental Area  
guide post tape**



**Typical Significant Environmental  
Area guide post designation layout**



### Colour Legend

- Pantone 1685C or equivalent
- Pantone 155C or equivalent

### Notes:

1. This sticker tape is to be wrapped horizontally around the roadside guide posts to define the linear extent of the significant environmental area (SEA) along the road corridor. Two stickers with a 25 mm gap are to be installed on guide posts that define the start and end of the SEA and a single sticker is to be placed on each of the guide posts within the defined SEA.
2. \* The sticker tape is to be supplied in roll lengths determined by the manufacturer.
3. \*\* In situations where an SEA is on both sides of the road, then two SEA's will be designated and both sides of the road will be marked with guide post SEA tape.
4. The SEA sticker is not required to be retroreflective.



**Queensland  
Government**

## GUIDE POST STICKER

"SIGNIFICANT ENVIRONMENTAL AREA"

Road Safety and Systems Management Division  
Road Safety Unit

APPROVED AS OFFICIAL TRAFFIC SIGN

18/02/11  
Date

TC 1888

Designed  
TV 02/11

Checked  
DJ 02/11

Scale  
Not to Scale

*[Signature]*  
PRINCIPAL ENGINEER  
(Traffic Engineering)

A ☐ ☐ ☐ ☐ ☐