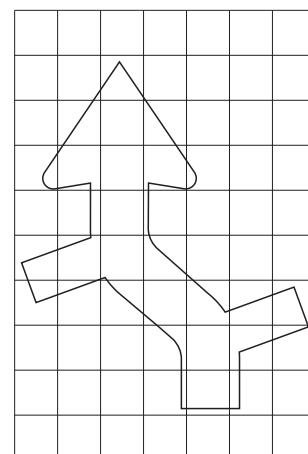


TC2022_1(R)

TC2022_1(L)



	a	b	c	d	e	f	g	r
2022_1 A	600	8	16	208	316	184	250	40
2022_1 B	750	10	20	260	395	230	312	50
2022_1 C	900	12	24	312	474	276	374	60
2022_1 D	1200	16	32	416	632	368	500	80

Colour Legend

- Retroreflective yellow
- Black

Notes

1. Left (L) or Right (R) versions of this sign should be selected according to the direction of the first curve.
2. For curved roads with multiple side roads refer to TC2023.



**Queensland
Government**

WARNING SIGN

"REVERSE CURVES WITH SIDE ROADS"
(L / R)

Department of Transport and Main Roads
Infrastructure Management & Delivery Division

APPROVED AS OFFICIAL TRAFFIC SIGN

29/10/14
Date

TC2022_1

Page 1 of 3

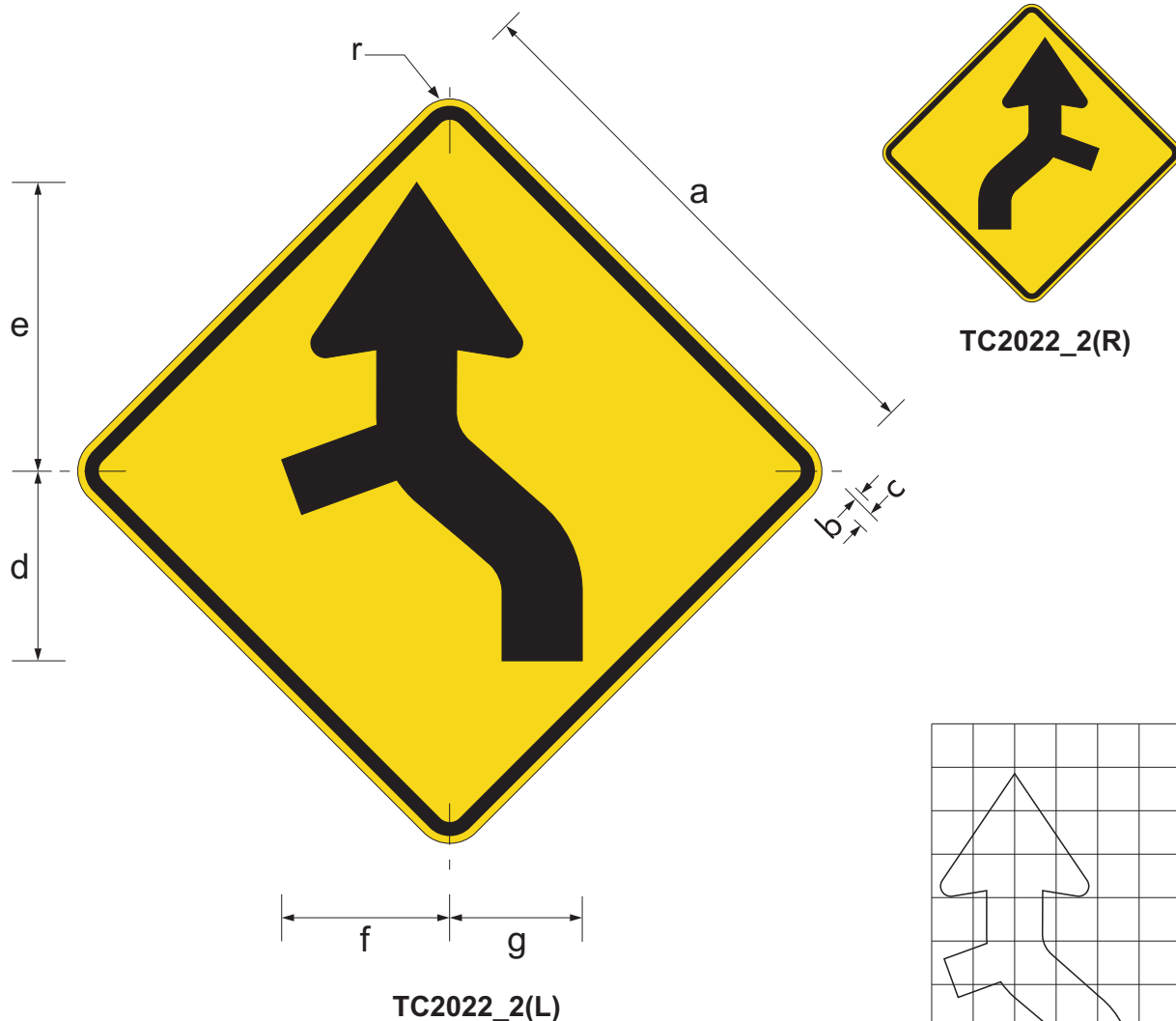
Designed
TV 2/14

Checked
DJ 2/14

Scale
Not to Scale

R. King
PRINCIPAL ENGINEER
(Traffic Engineering)

A B



	a	b	c	d	e	f	g	r
2022_2 A	600	8	16	208	316	184	146	40
2022_2 B	750	10	20	260	395	230	182	50
2022_2 C	900	12	24	312	474	276	218	60
2022_2 D	1200	16	32	416	632	368	291	80

Colour Legend

	Retroreflective yellow
	Black

Notes

1. Left (L) or Right (R) versions of this sign should be selected according to the direction of the first curve.
2. For curved roads with multiple side roads refer to TC2023.



**Queensland
Government**

WARNING SIGN

“REVERSE CURVES WITH SIDE ROAD - LEFT”
(L / R)

Department of Transport and Main Roads
Infrastructure Management & Delivery Division

APPROVED AS OFFICIAL TRAFFIC SIGN

29/10/14
Date

R. King
PRINCIPAL ENGINEER
(Traffic Engineering)

TC2022_2

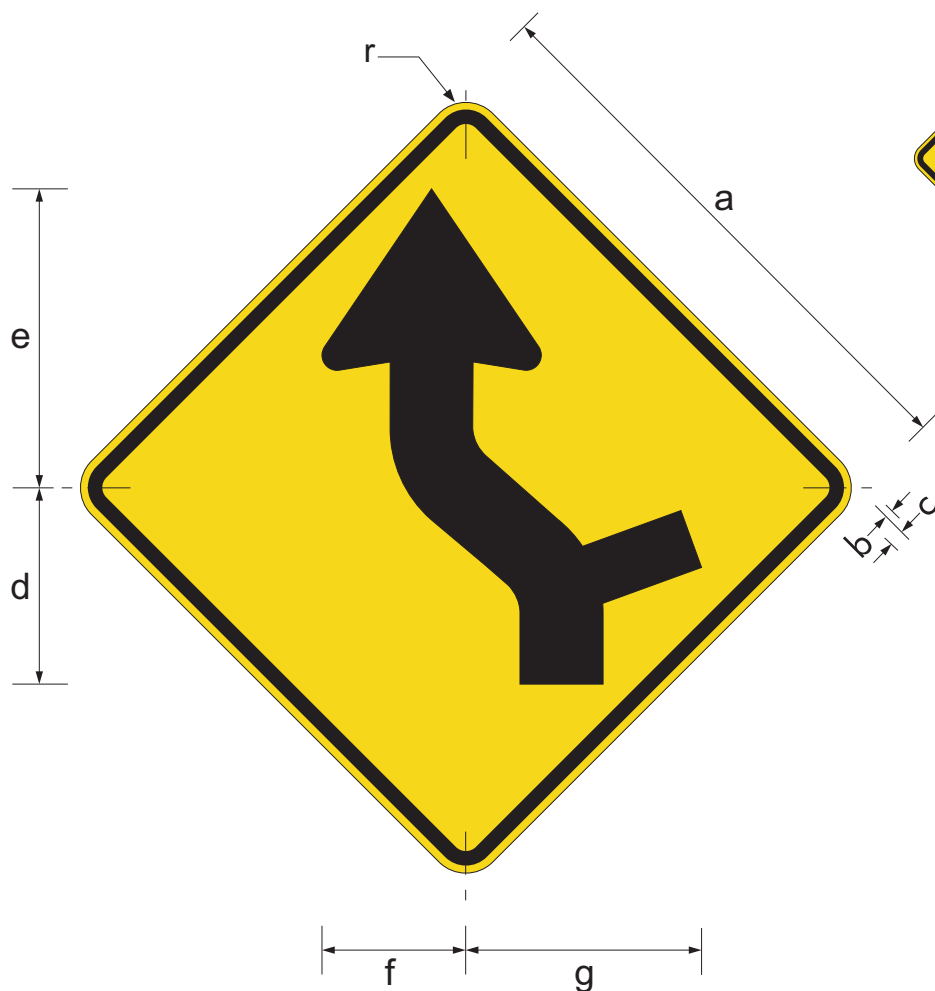
Page 2 of 3

Designed
TV 10/14

Checked
DJ 10/14

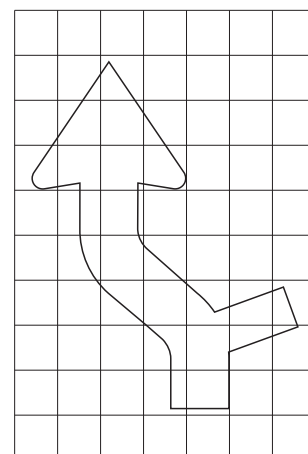
Scale
Not to Scale

A B



TC2022_3(R)

TC2022_3(L)



	a	b	c	d	e	f	g	r
2022_3 A	600	8	16	208	316	152	250	40
2022_3 B	750	10	20	260	395	190	312	50
2022_3 C	900	12	24	312	474	228	374	60
2022_3 D	1200	16	32	416	632	304	500	80

Colour Legend

- Retroreflective yellow
- Black

Notes

1. Left (L) or Right (R) versions of this sign should be selected according to the direction of the first curve.
2. For curved roads with multiple side roads refer to TC2023.



**Queensland
Government**

WARNING SIGN

"REVERSE CURVES WITH SIDE ROAD - RIGHT
(L / R)"

Department of Transport and Main Roads
Infrastructure Management & Delivery Division

APPROVED AS OFFICIAL TRAFFIC SIGN

29/10/14
Date

R. King
PRINCIPAL ENGINEER
(Traffic Engineering)

TC2022_3

Page 3 of 3

Designed
TV 10/14

Checked
DJ 10/14

Scale
Not to Scale

A B