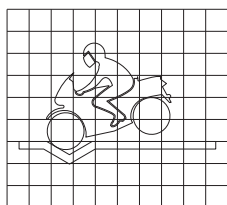


	a	b	c	d	e	f	g	r
SIZE A	600	8	24	130	190	250	270	40
SIZE B	750	10	30	163	238	313	338	50
SIZE C	900	12	36	195	285	375	405	60
SIZE D	1200	16	48	260	380	500	540	80



TC2219



SHOULDER
DRAINS

W8-17-1

NEXT
2 km

Example

Colour Legend

	Retroreflective yellow
	Black

Notes

1. This sign is limited for use by Transurban for use on the Gateway motorway to warn motorcycle riders of the shoulder drains existing across the emergency lanes / shoulders.
2. It should be used with supplementary sign to TC2219 as well as warning sign W8-17-1 or W8-17-2 to indicate the length of the hazard zone. See example.



**Queensland
Government**

WARNING SIGN "SHOULDER DRAINS"

Department of Transport and Main Roads
Infrastructure Management & Delivery Division

APPROVED AS OFFICIAL TRAFFIC SIGN

01/03/16
Date

TC2218

Designed
TV 02/16

Checked
DJ 02/16

Scale
Not to Scale


PRINCIPAL ENGINEER
(Traffic Engineering)

A ☐ ☐ ☐ ☐ ☐