

Colour Legend

- Black (legend and border)
- Retroreflective yellow (background)

Notes:

1. * Insert "GATE #" or "ACCESS #" as required by the contractor, e.g. GATE 11 or ACCESS 44N.
2. **Insert appropriate distance. (Minimum 300).
3. See page 4 for details of the arrows.



**Queensland
Government**

ROADWORK SIGN

WORKSITE ACCESS - MOTORWAY

Department of Transport and Main Roads
Infrastructure Management & Delivery Division

APPROVED AS OFFICIAL TRAFFIC SIGN

05/11/15
Date

TC9994_1

Page 1 of 4

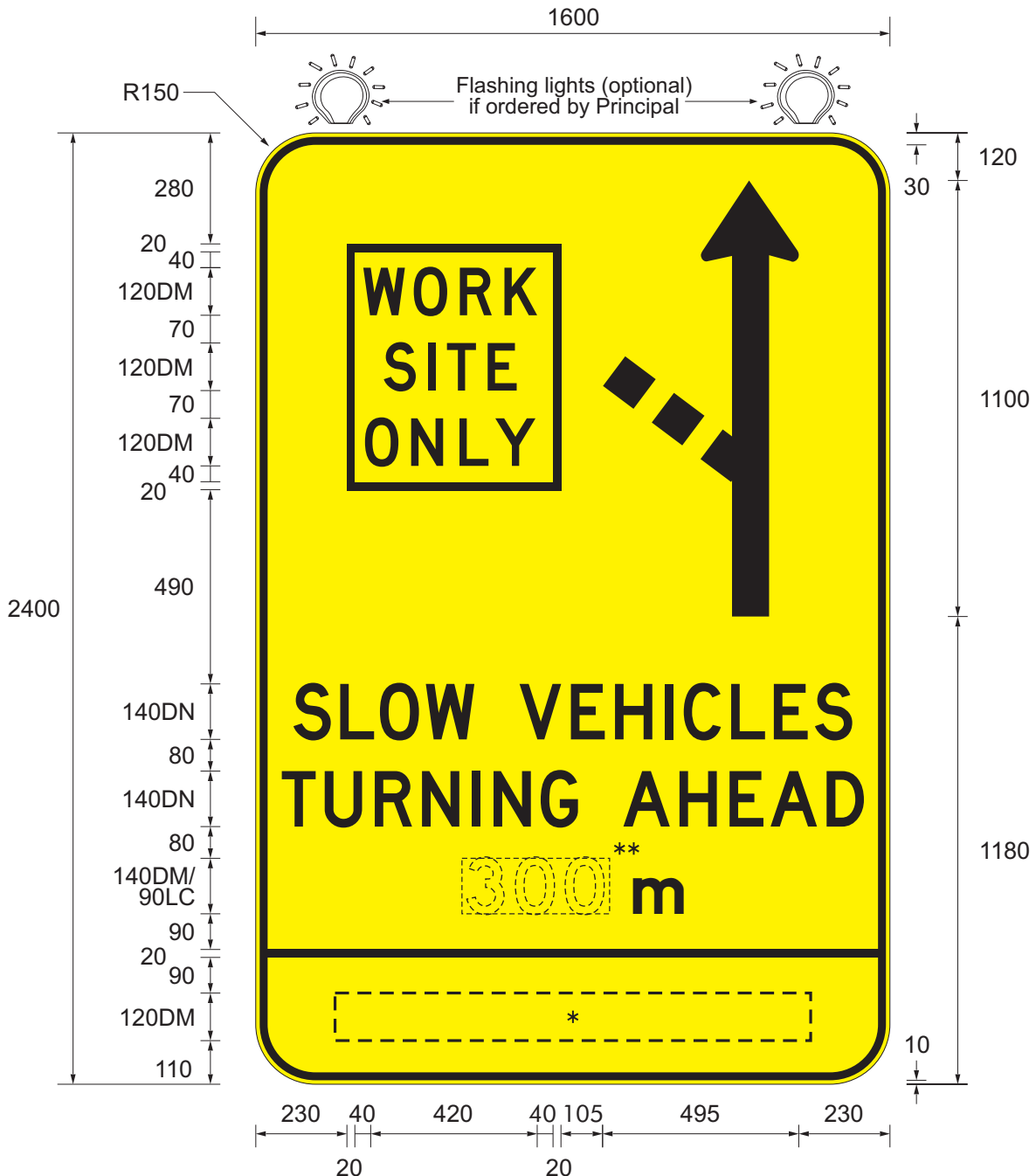
Designed
RH 2/98

Checked
DJ 11/07

Scale
Not to Scale

R King
PRINCIPAL ENGINEER
(Traffic Engineering)

A	B	C	D
---	---	---	---



Colour Legend

- Black (legend and border)
- Retroreflective yellow (background)

Notes:

1. * Insert "GATE #" or "ACCESS #" as required by the contractor, e.g. GATE 11 or ACCESS 44N.
2. **Insert appropriate distance. (Minimum 300).
3. See page 4 for details of the arrows.



**Queensland
Government**

Department of Transport and Main Roads
Infrastructure Management & Delivery Division

Designed
RH 2/98

Checked
DJ 11/07

Scale
Not to Scale

ROADWORK SIGN WORKSITE ACCESS - MOTORWAY

APPROVED AS OFFICIAL TRAFFIC SIGN

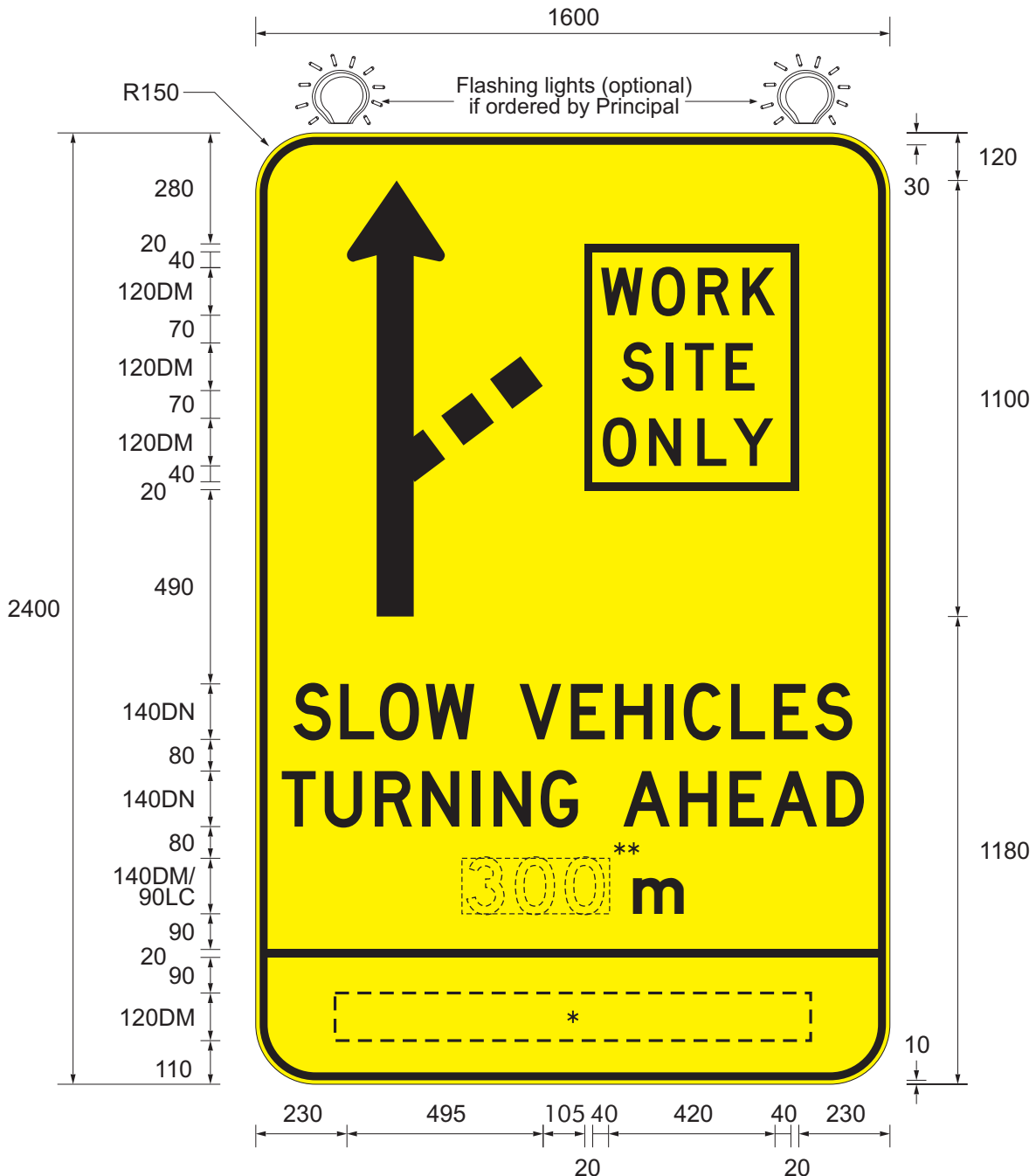
[Signature]
PRINCIPAL ENGINEER
(Traffic Engineering)

05/11/15
Date

TC9994_2

Page 2 of 4

A B C D



Colour Legend

- Black (legend and border)
- Retroreflective yellow (background)

Notes:

1. * Insert "GATE #" or "ACCESS #" as required by the contractor, e.g. GATE 11 or ACCESS 44N.
2. **Insert appropriate distance. (Minimum 300).
3. See page 4 for details of the arrows.



**Queensland
Government**

ROADWORK SIGN

WORKSITE ACCESS - MOTORWAY

Department of Transport and Main Roads
Infrastructure Management & Delivery Division

APPROVED AS OFFICIAL TRAFFIC SIGN

05/11/15
Date

TC9994_3

Page 3 of 4


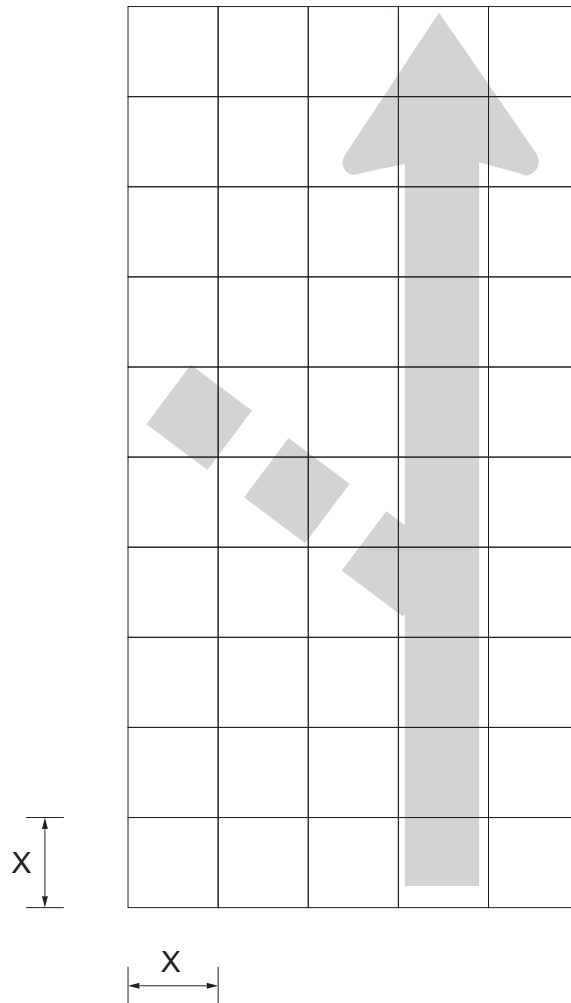
Designed
RH 2/98

Checked
DJ 11/07

Scale
Not to Scale

[Signature]
PRINCIPAL ENGINEER
(Traffic Engineering)

A	B	C	D
---	---	---	---



**Queensland
Government**

Department of Transport and Main Roads
Infrastructure Management & Delivery Division

Designed
RH 2/98

Checked
DJ 11/07

Scale
Not to Scale

ROADWORK SIGN

WORKSITE ACCESS - MOTORWAY

APPROVED AS OFFICIAL TRAFFIC SIGN

R. King
PRINCIPAL ENGINEER
(Traffic Engineering)

05/11/15
Date

TC9994_4

Page 4 of 4

A B C D