

	a	a ₁	b ₁	c ₁	r ₁
SIZE A	450	600	1050	75	75
SIZE B	600	800	1400	100	100
SIZE C	900	1200	2100	150	150
SIZE D	1200	1600	2800	200	200



Example

Colour Legend

- Retroreflective white
- Retroreflective red
- Black
- Class 1W retroreflective fluorescent red/orange (target board edge strip)

Notes:

1. This special speed limit sign shall be installed on a length of road where the speed limit is reduced in response to poor safety performance.
2. * Insert appropriate speed e.g. 80.
3. ** Insert appropriate supplementary plate as required for the type of hazard or road condition to be encountered. Refer to TC1797_2 to TC1797_4.



**Queensland
Government**

REGULATORY SIGN SPEED LIMIT "HAZARD"

Department of Transport and Main Roads
Infrastructure Management & Delivery Division

APPROVED AS OFFICIAL TRAFFIC SIGN

10/12/18
Date

[Signature]
PRINCIPAL ENGINEER
(Traffic Engineering)

TC1797_1

Page 1 of 4

Designed
TV 12/09

Checked
DJ 12/18



Scale
Not to Scale

A B C D



	a	b	c	d	e	f	g	r
SIZE A	450	300	5	10	55	70E	50	25
SIZE B	600	400	10	20	75	90E	70	50
SIZE C	900	600	15	30	110	140E	100	100
SIZE D	1200	800	15	30	150	180E	140	100

Colour Legend

	Black
	Retroreflective white

Notes

1. This sign shall be installed under a speed limit sign (R4-1 with target board) where speeds are to be reduced in areas designated as high crash zones.
2. For R4-1 with target board refer to page 1.



**Queensland
Government**

SUPPLEMENTARY PLATE "CRASH ZONE"

Department of Transport and Main Roads
Infrastructure Management & Delivery Division

APPROVED AS OFFICIAL TRAFFIC SIGN

10/12/18
Date


PRINCIPAL ENGINEER
(Traffic Engineering)

TC1797_2

Page 2 of 4

Designed
TV 12/09

Checked
DJ 12/18

Scale
Not to Scale

A	B	C	D
---	---	---	---



	a	b	c	d	e	f	m	g	r
SIZE A	450	300	5	10	55	70C	70D	50	25
SIZE B	600	400	10	20	75	90C	90D	70	50
SIZE C	900	600	15	30	110	140C	140D	100	100
SIZE D	1200	800	15	30	150	180C	180D	140	100

Colour Legend



Black



Retroreflective white

Notes

1. This sign shall be installed under a speed limit sign (R4-1 with target board) where speeds are to be reduced due to rough road conditions.
2. For R4-1 with target board refer to page 1.



**Queensland
Government**

SUPPLEMENTARY PLATE "ROUGH SURFACE"

Department of Transport and Main Roads
Infrastructure Management & Delivery Division

APPROVED AS OFFICIAL TRAFFIC SIGN

10/12/18
Date

R King
PRINCIPAL ENGINEER
(Traffic Engineering)

TC1797_3

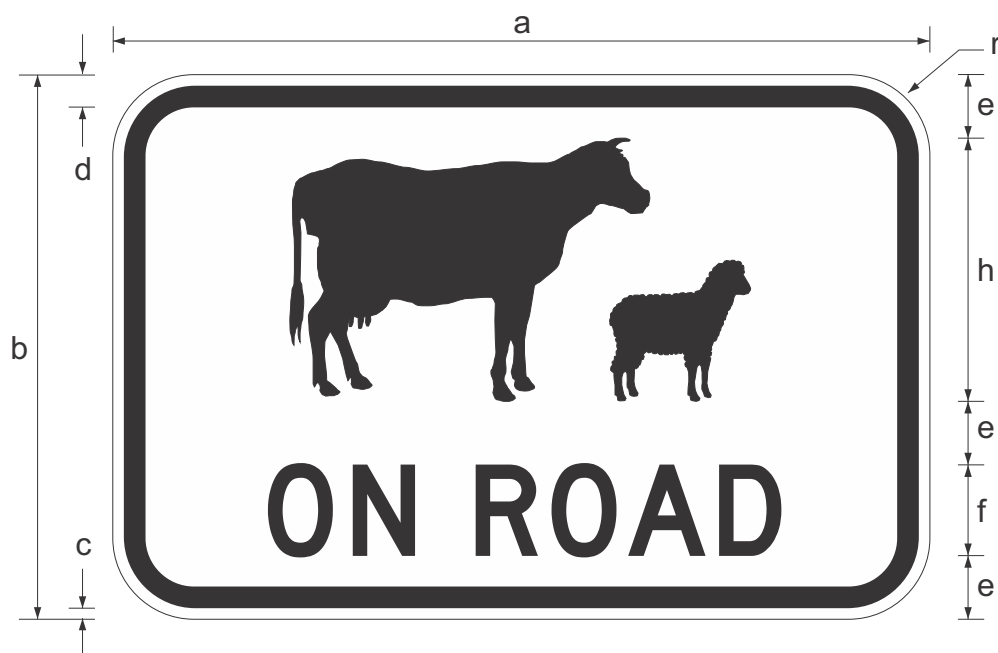
Page 3 of 4

Designed
TV 3/13

Checked
DJ 12/18



Scale
Not to Scale

A B C D



	a	b	c	d	e	f	h	r
SIZE A	450	300	5	10	35	50D	145	25
SIZE B	600	400	10	20	45	75D	190	50
SIZE C	900	600	15	30	70	100D	290	100
SIZE D	1200	800	15	30	90	150D	380	100

Colour Legend

	Black
	Retroreflective white

Notes

1. This sign shall be installed under a speed limit sign (R4-1 with target board) where speeds are to be reduced due to the possibility of encountering stock on the road.
2. For R4-1 with target board refer to page 1.



**Queensland
Government**

Department of Transport and Main Roads
Infrastructure Management & Delivery Division

Designed
TV 3/13

Checked
DJ 12/18

Scale
Not to Scale

SUPPLEMENTARY PLATE "STOCK"

APPROVED AS OFFICIAL TRAFFIC SIGN


PRINCIPAL ENGINEER
(Traffic Engineering)

10/12/18
Date

TC1797_4

Page 4 of 4

A	B	C	D
---	---	---	---