

	b	c	d	e	f	g	h	k	n	o _(max.)	r	p	q	s
A	1000	15	30	90	120D	80	250	220	100	460	70	40	120E	150
B	1350	20	40	125	160D	105	333	293	133	610	100	54	160E	204
C	1700	30	60	155	200D	140	415	365	166	765	130	67	200E	258
D	2000	40	80	180	240D	160	500	440	200	920	180	80	240E	300

Notes:

1. State Strategic Touring Route Initials Logo (e.g. LW/ACW) to have a 10 mm yellow border for A and B sign sizes and a 15 mm yellow border for sign sizes C and D.
2. Insert appropriate touring route name, e.g. AUSTRALIA'S COUNTRY WAY.
3. Insert appropriate logo, refer TL-Q02.
4. See page 5 for examples.

Colour Legend

- Class 400 retroreflective white
- Class 400 retroreflective brown
- Class 400 retroreflective yellow



Queensland
Government

STATE STRATEGIC TOURING ROUTE DIRECTION SIGN (INITIALS)

Department of Transport and Main Roads
Infrastructure Management & Delivery Division

ISSUED AS OFFICIAL TRAFFIC SIGN

10/11/25
Date

A/PRINCIPAL ENGINEER
(Traffic Engineering Practice)

TC2028_1

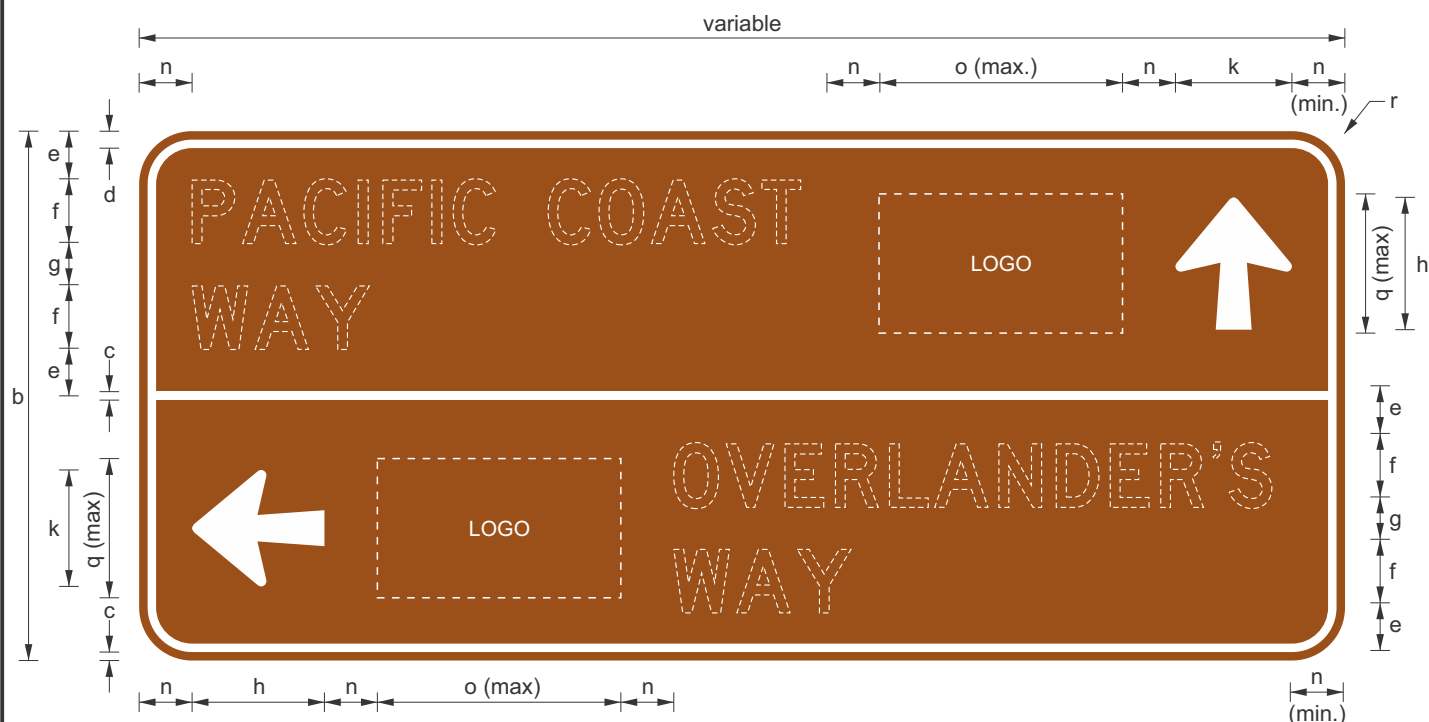
Page 1 of 5

Designed
RH 2/14

Checked
DJ 11/25

Scale
Not to Scale

F



	b	c	d	e	f	g	h	k	n	o _(max)	r	q _(max)
A	1000	15	30	90	120D	80	250	220	100	460	70	263
B	1350	20	40	125	160D	105	333	293	133	610	100	350
C	1700	30	60	155	200D	140	415	365	166	765	130	438
D	2000	40	80	180	240D	160	500	440	200	920	180	526

Notes:

1. State Strategic Touring Route Logos to be sized to within the first reached maximum horizontal or vertical limits.
2. Insert appropriate touring route name, e.g. OVERLANDER'S WAY.
3. Insert appropriate logo, refer TL-Q02.
4. See page 5 for examples.

Colour Legend

- Class 400 retroreflective white
- Class 400 retroreflective brown



Queensland
Government

STATE STRATEGIC TOURING ROUTE DIRECTION SIGN (LOGOS)

Department of Transport and Main Roads
Infrastructure Management & Delivery Division

ISSUED AS OFFICIAL TRAFFIC SIGN

10/11/25
Date

[Signature]
A/PRINCIPAL ENGINEER
(Traffic Engineering Practice)

Designed
TV 7/16

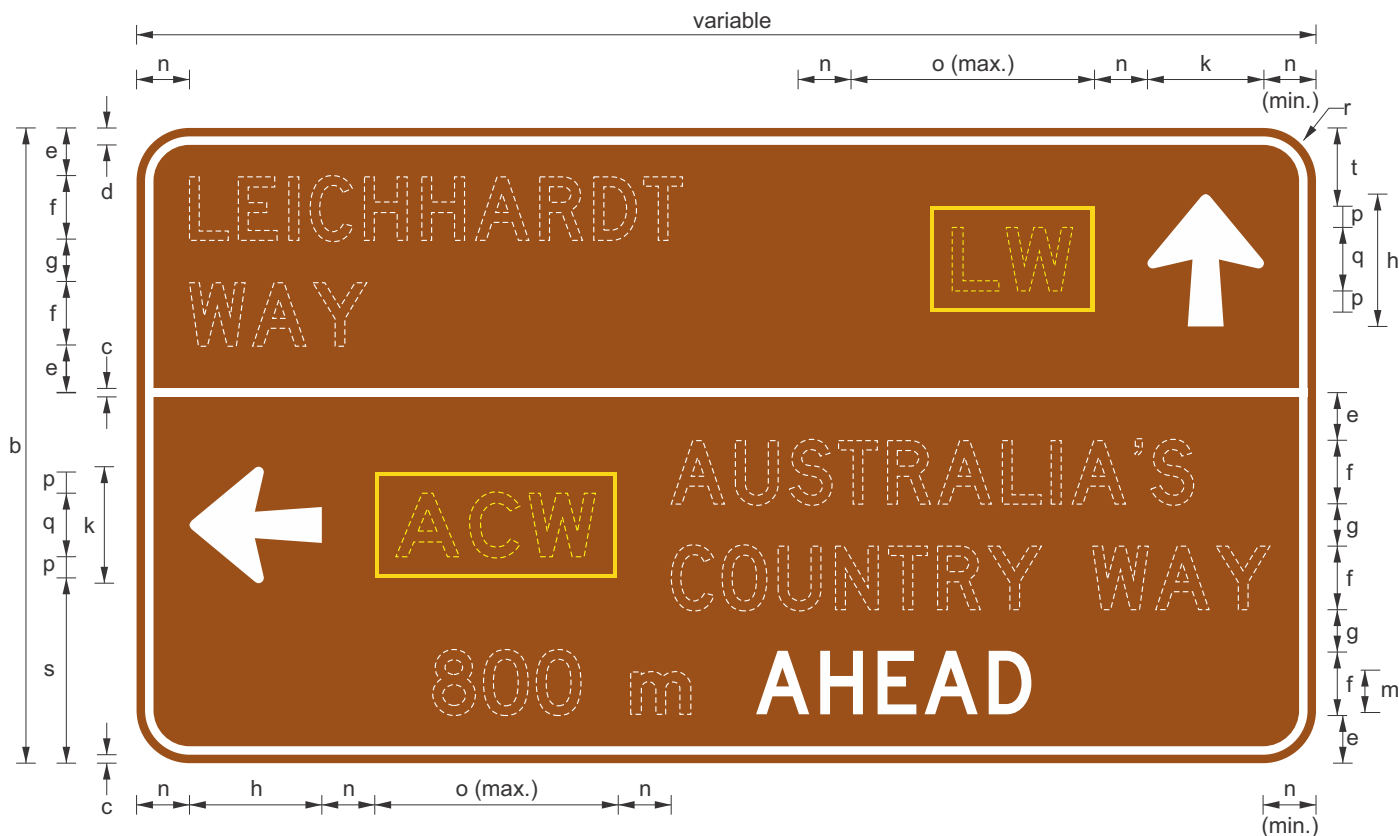
Checked
DJ 11/25

Scale
Not to Scale

TC2028_2

Page 2 of 5

F ☐ ☐ ☐ ☐



Notes:

1. State Strategic Touring Route Initials Logo (e.g. PCW/ACW) to have a 10 mm yellow border for A and B sign sizes and a 15 mm yellow border for sign sizes C and D.
2. Insert appropriate touring route name, e.g. AUSTRALIA'S COUNTRY WAY.
3. Insert appropriate logo, refer TL-Q02.
4. Insert appropriate distance, e.g. 800 m.
5. See page 5 for examples.

Colour Legend

- Class 400 retroreflective white
- Class 400 retroreflective brown
- Class 400 retroreflective yellow



**Queensland
Government**

STATE STRATEGIC TOURING ROUTE DIRECTION SIGN (INITIALS)

Department of Transport and Main Roads
Infrastructure Management & Delivery Division

ISSUED AS OFFICIAL TRAFFIC SIGN

[Signature]

10/11/25
Date

A/PRINCIPAL ENGINEER
(Traffic Engineering Practice)

TC2028_3

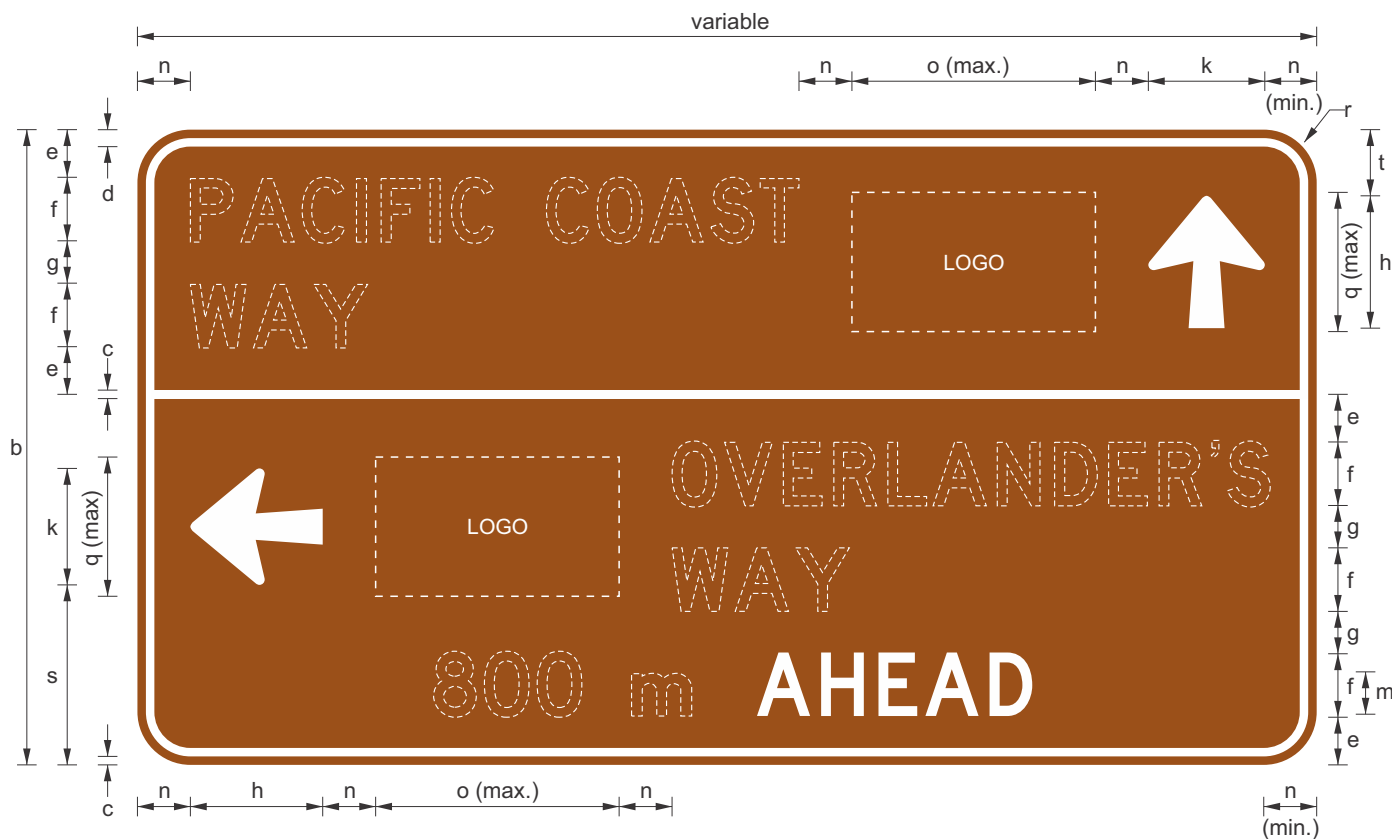
Page 3 of 5

Designed
RH 2/14

Checked
DJ 11/25

Scale
Not to Scale

F



	b	c	d	e	f	g	h	k	n	m	o _(max)	r	q _(max)	s	t
A	1200	15	30	90	120D	80	250	220	100	105Em	460	70	263	340	125
B	1600	20	40	120	160D	107	333	293	133	140Em	610	100	350	454	167
C	2000	30	60	150	200D	133	415	365	166	170Em	765	130	438	567	208
D	2400	40	80	180	240D	160	500	440	200	210Em	920	180	526	680	250

Notes:

1. State Strategic Touring Route Logos to be sized to within the first reached maximum horizontal or vertical limits
2. Insert appropriate touring route name, e.g. OVERLANDER'S WAY.
3. Insert appropriate logo, refer TL-Q02.
4. Insert appropriate distance, e.g. 800 m.
5. See page 5 for examples.

Colour Legend

- Class 400 retroreflective white
- Class 400 retroreflective brown



Queensland
Government

STATE STRATEGIC TOURING ROUTE DIRECTION SIGN (LOGOS)

Department of Transport and Main Roads
Infrastructure Management & Delivery Division

ISSUED AS OFFICIAL TRAFFIC SIGN

10/11/25
Date

A/PRINCIPAL ENGINEER
(Traffic Engineering Practice)

TC2028_4

Page 4 of 5

Designed
TV 7/16

Checked
DJ 11/25

Scale
Not to Scale

F

EXAMPLES



Queensland
Government

TOURIST ROUTE DIRECTION SIGN EXAMPLES

Department of Transport and Main Roads
Infrastructure Management & Delivery Division

ISSUED AS OFFICIAL TRAFFIC SIGN

10/11/25
Date

TC2028_5

Page 5 of 5

Designed
RH 2/14

Checked
DJ 11/25

Scale
Not to Scale

A/PRINCIPAL ENGINEER
(Traffic Engineering Practice)

F