

Colour Legend

- White (legend and border)
- Retroreflective brown (background)

Notes:

1. This sign may be installed on a main road that enters the Riversleigh world heritage area.



**Queensland
Government**

TOURIST INFORMATION SIGN "RIVERSLEIGH - WORLD HERITAGE AREA"

Department of Transport and Main Roads
Infrastructure Management & Delivery Division

APPROVED AS OFFICIAL TRAFFIC SIGN

Designed
TV 03/17

Checked
DJ 03/17

Scale
Not to Scale

R. King
PRINCIPAL ENGINEER
(Traffic Engineering)

7/03/17
Date

TC1694_1

Page 1 of 7

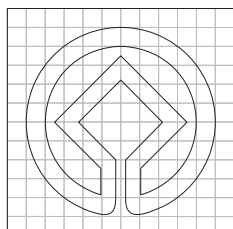
A	B			
---	---	--	--	--



TC1694_2R



TC1694_2L



Colour Legend

- White (legend and border)
- Retroreflective brown (background)

Notes:

1. This sign may be installed in advance of an intersection giving direction to the Riversleigh world heritage area.



**Queensland
Government**

TOURIST INFORMATION SIGN "RIVERSLEIGH - WORLD HERITAGE AREA" (LEFT/RIGHT)

Department of Transport and Main Roads
Infrastructure Management & Delivery Division

APPROVED AS OFFICIAL TRAFFIC SIGN

7/03/17
Date

R. King
PRINCIPAL ENGINEER
(Traffic Engineering)

Designed
TV 03/17

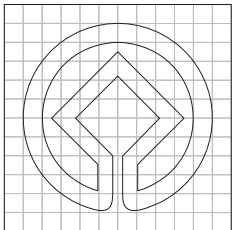
Checked
DJ 03/17

Scale
Not to Scale

TC1694_2

Page 2 of 7

A	B			
---	---	--	--	--



Colour Legend

- White (legend and border)
- Retroreflective brown (background)

Notes:

1. This sign may be installed as reassurance or giving direction to the Riversleigh world heritage area.



**Queensland
Government**

TOURIST INFORMATION SIGN

“RIVERSLEIGH - WORLD HERITAGE AREA”
(STRAIGHT AHEAD)

Department of Transport and Main Roads
Infrastructure Management & Delivery Division

APPROVED AS OFFICIAL TRAFFIC SIGN

7/03/17
Date

TC1694_3

Page 3 of 7

Designed
TV 03/17

Checked
DJ 03/17

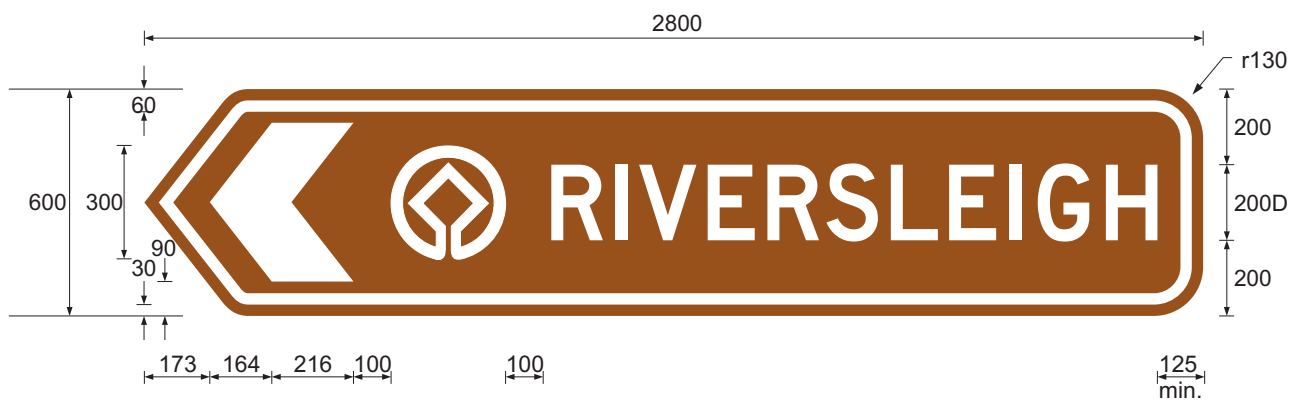
Scale
Not to Scale

R. King
PRINCIPAL ENGINEER
(Traffic Engineering)

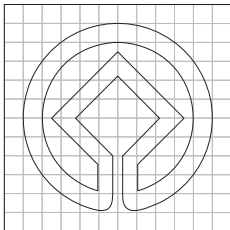
A	B			
---	---	--	--	--



TC1694_4R



TC1694_4L



Colour Legend

- White (legend and border)
- Retroreflective brown (background)

Notes:

1. This sign may be installed at an intersection giving direction to the Riversleigh world heritage area.



**Queensland
Government**

TOURIST INFORMATION SIGN "RIVERSLEIGH - WORLD HERITAGE AREA" (LEFT/RIGHT)

Department of Transport and Main Roads
Infrastructure Management & Delivery Division

APPROVED AS OFFICIAL TRAFFIC SIGN

Designed
TV 03/17

Checked
DJ 03/17

Scale
Not to Scale

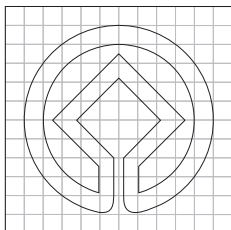
[Signature]
PRINCIPAL ENGINEER
(Traffic Engineering)

7/03/17
Date

TC1694_4

Page 4 of 7

A	B			
---	---	--	--	--



Colour Legend

- White (legend and border)
- Retroreflective brown (background)

Notes:

1. This sign may be installed on a road that enters the Wet Tropics world heritage area.
2. Where a distance may be required, refer to page 6.



**Queensland
Government**

TOURIST INFORMATION SIGN "WET TROPICS - WORLD HERITAGE AREA"

Department of Transport and Main Roads
Infrastructure Management & Delivery Division

APPROVED AS OFFICIAL TRAFFIC SIGN

Designed
TV 03/17

Checked
DJ 03/17

Scale
Not to Scale

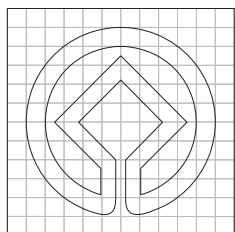
[Signature]
PRINCIPAL ENGINEER
(Traffic Engineering)

7/03/17
Date

TC1694_5

Page 5 of 7

A B



Colour Legend

- White (legend and border)
- Retroreflective brown (background)

Notes:

1. This sign may be installed on a road that enters the Wet Tropics world heritage area.
2. Where a distance is not required, refer to page 5.
3. * Insert appropriate distance.



**Queensland
Government**

TOURIST INFORMATION SIGN

“WET TROPICS - WORLD HERITAGE AREA”
“NEXT ... km”

Department of Transport and Main Roads
Infrastructure Management & Delivery Division

APPROVED AS OFFICIAL TRAFFIC SIGN

Designed
TV 03/17

Checked
DJ 03/17

Scale
Not to Scale

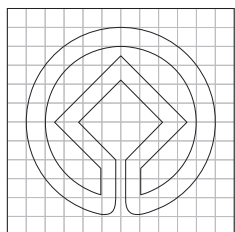
R. King
.....
PRINCIPAL ENGINEER
(Traffic Engineering)

7/03/17
Date

TC1694_6

Page 6 of 7

A	B			
---	---	--	--	--



Colour Legend

- White (legend and border)
- Retroreflective brown (background)

Notes:

1. This sign may be installed at an entry point to an island within the Great Barrier Reef world heritage area.



**Queensland
Government**

Department of Transport and Main Roads
Infrastructure Management & Delivery Division

Designed
TV 03/17

Checked
DJ 03/17

Scale
Not to Scale

TOURIST INFORMATION SIGN "GREAT BARRIER REEF - WORLD HERITAGE AREA"

APPROVED AS OFFICIAL TRAFFIC SIGN

R. King
PRINCIPAL ENGINEER
(Traffic Engineering)

7/03/17
Date

TC1694_7

Page 7 of 7

A B