

	b	c	d	e	f	g	h	k	n	o(max)	r	s	t	u
A	500	15	30	90	120D	80	250	220	100	460	70	150	40	120E
B	700	20	40	137	160D	106	332	293	133	610	100	233	53	160E
C	850	30	60	158	200D	134	415	366	167	765	130	258	67	200E
D	1000	40	80	180	240D	160	500	440	200	920	180	300	80	240E

Notes:

1. Insert appropriate touring route name, e.g. AUSTRALIA'S COUNTRY WAY.
2. State Strategic Touring Route Initials Logo (e.g. ACW) to have a 10 mm yellow border for A and B sign sizes and a 15 mm yellow border for sign sizes C and D.
3. Insert appropriate logo, refer TL-Q02.
4. See page 3 for examples.

Colour Legend

- Class 400 retroreflective white
- Class 400 retroreflective brown
- Class 400 retroreflective yellow



**Queensland
Government**

STATE STRATEGIC TOURING ROUTE DIRECTION SIGN (INITIALS)

Department of Transport and Main Roads
Infrastructure Management & Delivery Division

ISSUED AS OFFICIAL TRAFFIC SIGN

10/11/25
Date

A/PRINCIPAL ENGINEER
(Traffic Engineering Practice)

TC2027_1

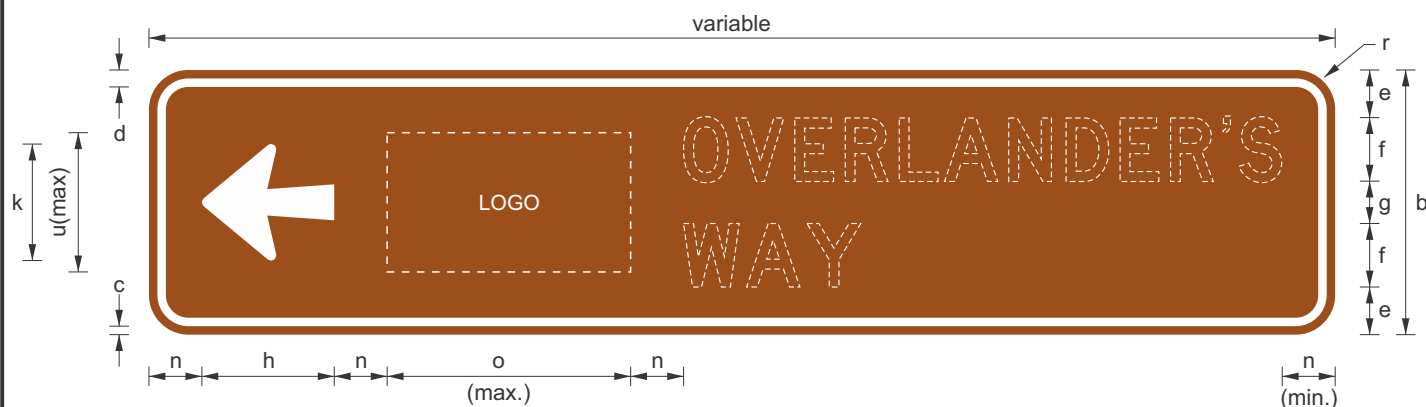
Page 1 of 3

Designed
RH 2/14

Checked
DJ 11/25

Scale
Not to Scale

A B C D E



	b	c	d	e	f	g	h	k	n	o _(max)	r	u _(max)
A	500	15	30	90	120D	80	250	220	100	460	70	263
B	700	20	40	137	160D	106	332	293	133	610	100	350
C	850	30	60	158	200D	134	415	366	167	765	130	438
D	1000	40	80	180	240D	160	500	440	200	920	180	526

Notes:

1. Insert appropriate touring route name, e.g. OVERLANDER'S WAY.
2. State Strategic Touring Route Logos to be sized to within the first reached maximum horizontal or vertical limits.
3. See page 3 for examples.

Colour Legend

- ☐ Class 400 retroreflective white
- ☒ Class 400 retroreflective brown



**Queensland
Government**

STATE STRATEGIC TOURING ROUTE DIRECTION SIGN (LOGO)

Department of Transport and Main Roads
Infrastructure Management & Delivery Division

ISSUED AS OFFICIAL TRAFFIC SIGN

[Signature]

10/11/25
Date

A/PRINCIPAL ENGINEER
(Traffic Engineering Practice)

TC2027_2

Page 2 of 3

Designed
TV 8/16



Checked
DJ 11/25

Scale
Not to Scale

A B C D E

EXAMPLES



 Queensland Government			STATE STRATEGIC TOURING ROUTE DIRECTION SIGN (EXAMPLES)		
Department of Transport and Main Roads Infrastructure Management & Delivery Division			ISSUED AS OFFICIAL TRAFFIC SIGN		TC2027_3
Designed TV 8/16	Checked DJ 11/25	Scale Not to Scale	 A/PRINCIPAL ENGINEER (Traffic Engineering Practice)	10/11/25 Date	Page 3 of 3
					<div>A</div> <div>B</div> <div>C</div> <div>D</div> <div>E</div>