

	b	c	d	e	f	g	h	k	m	n	o	p	q	r	s	t	u	v	x	y	z
A	800	15	30	120	100D	140	120D	80	180	100	460	110	280	70	180	40	120E	120E	170	220	250
B	1050	20	40	155	130D	185	160D	105	240	133	610	147	375	100	223	52	160E	160E	210	293	332
C	1350	30	60	200	160D	230	200D	160	300	166	766	183	465	130	313	68	200E	200E	297	365	415
D	1600	40	80	240	200D	280	240D	160	360	200	920	220	560	180	360	80	240E	240E	340	440	500

Notes:

1. This sign to be used when installed on the same route as that indicated. For installations on routes that change to a different route ahead, refer to page 3 and 5.
2. State Strategic Touring Route Initials Logo (e.g. ACW) to have a 10 mm yellow border for A and B sign sizes and a 15 mm yellow border for sign sizes C and D.
3. Insert appropriate touring route name, e.g. AUSTRALIA'S COUNTRY WAY.
4. Insert appropriate lettering logo, refer TL-Q02.
5. Insert appropriate national route marker, e.g. A3.
6. See page 7 for examples.

Colour Legend

- Class 400 retroreflective white
- Class 400 retroreflective brown
- Class 400 retroreflective yellow
- Class 400 retroreflective green



Queensland
Government

STATE STRATEGIC TOURING ROUTE DIRECTION SIGN (INITIALS)

Department of Transport and Main Roads
Infrastructure Management & Delivery Division

ISSUED AS OFFICIAL TRAFFIC SIGN

10/11/25
Date

A/PRINCIPAL ENGINEER
(Traffic Engineering Practice)

TC2026_1

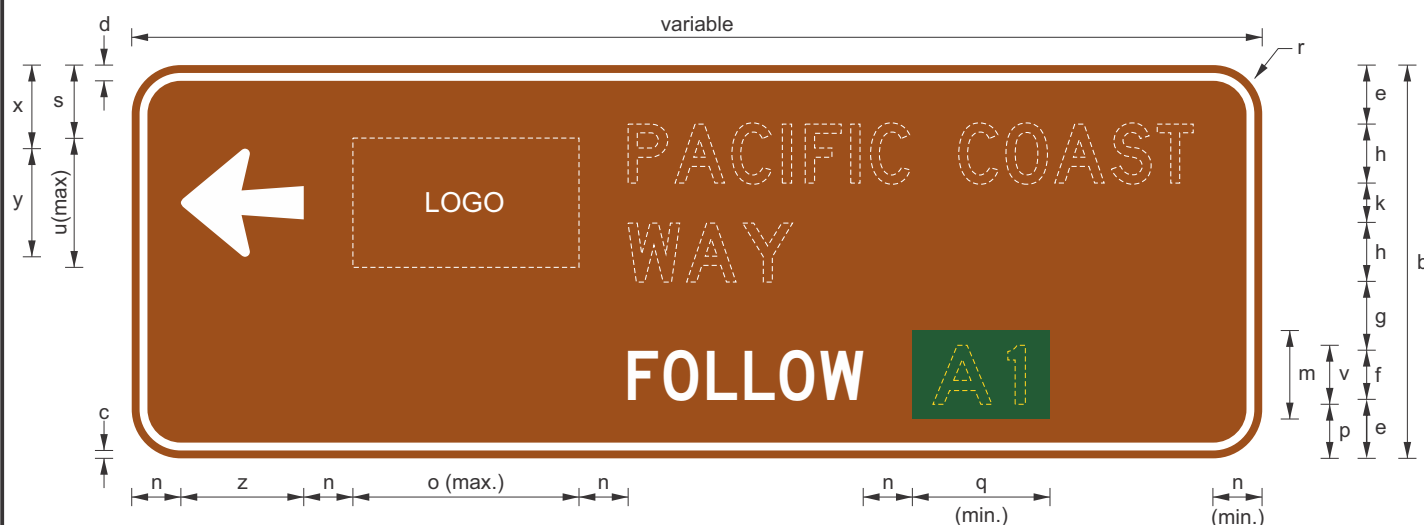
Page 1 of 7

Designed
RH 2/14

Checked
DJ 11/25

Scale
Not to Scale

F



	b	c	d	e	f	g	h	k	m	n	o	p	q	r	s	u	v	x	y	z
A	800	15	30	120	100D	140	120D	80	180	100	460	110	280	70	149	263	120E	170	220	250
B	1050	20	40	155	130D	185	160D	105	240	133	610	147	375	100	191	350	160E	210	293	332
C	1350	30	60	200	160D	230	200D	160	300	166	766	183	465	130	261	438	200E	297	365	415
D	1600	40	80	240	200D	280	240D	160	360	200	920	220	560	180	298	526	240E	340	440	500

Notes:

1. This sign to be used when installed on the same route as that indicated. For installations on routes that change to a different route ahead, refer to page 4 and 6.
2. State Strategic Touring Route logos to be sized to the first reached maximum horizontal or vertical limits.
3. Insert appropriate touring route name, e.g. PACIFIC COAST WAY.
4. Insert appropriate touring route image logo, refer TL-Q02.
5. Insert appropriate national route marker, e.g. A1.
6. See page 7 for examples.

Colour Legend

- Class 400 retroreflective white
- Class 400 retroreflective brown
- Class 400 retroreflective yellow
- Class 400 retroreflective green



**Queensland
Government**

STATE STRATEGIC TOURING ROUTE DIRECTION SIGN (LOGOS)

Department of Transport and Main Roads
Infrastructure Management & Delivery Division

ISSUED AS OFFICIAL TRAFFIC SIGN

[Signature]

10/11/25
Date

A/PRINCIPAL ENGINEER
(Traffic Engineering Practice)

TC2026_2

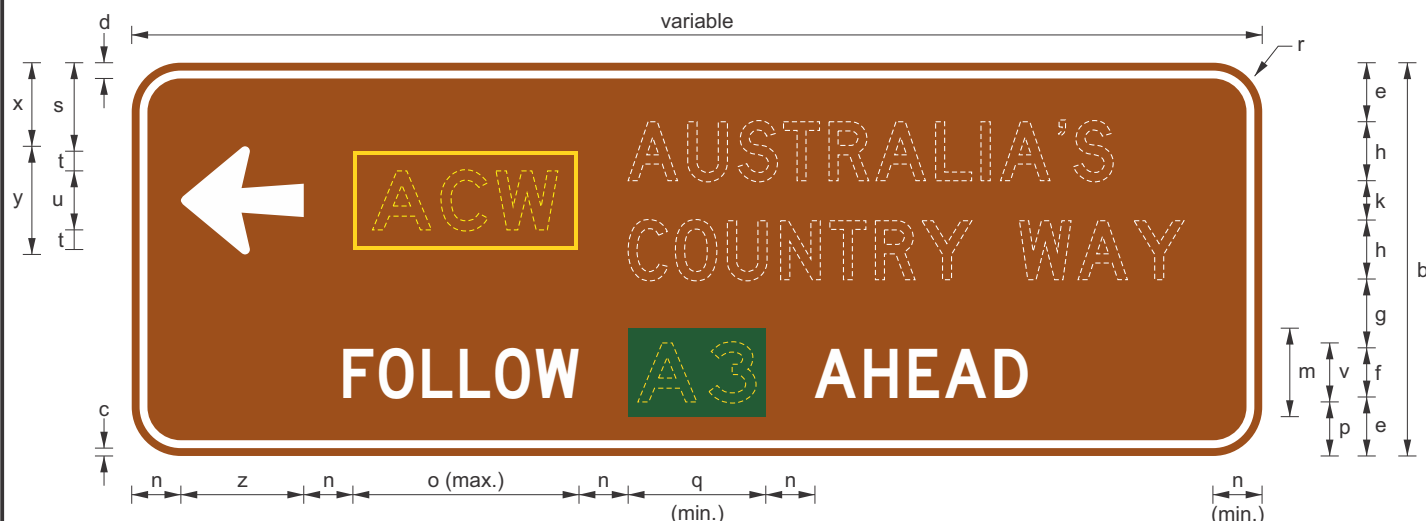
Page 2 of 7

Designed
RH 2/14

Checked
DJ 11/25

Scale
Not to Scale

F



Notes:

1. This sign to be used when installed on a route that changes to a different route ahead. For installations on the same route that is indicated, refer to page 1.
2. State Strategic Touring Route Initials Logo (e.g. ACW) to have a 10 mm yellow border for A and B sign sizes and a 15 mm yellow border for sign sizes C and D.
3. Insert appropriate touring route name, e.g. AUSTRALIA'S COUNTRY WAY.
4. Insert appropriate lettering logo, refer TL-Q02.
5. Insert appropriate national route marker, e.g. A3.
6. See page 7 for examples.

Colour Legend

- Class 400 retroreflective white
- Class 400 retroreflective brown
- Class 400 retroreflective yellow
- Class 400 retroreflective green



Queensland
Government

STATE STRATEGIC TOURING ROUTE DIRECTION SIGN (INITIALS)

Department of Transport and Main Roads
Infrastructure Management & Delivery Division

ISSUED AS OFFICIAL TRAFFIC SIGN

[Signature]

10/11/25
Date

A/PRINCIPAL ENGINEER
(Traffic Engineering Practice)

TC2026_3

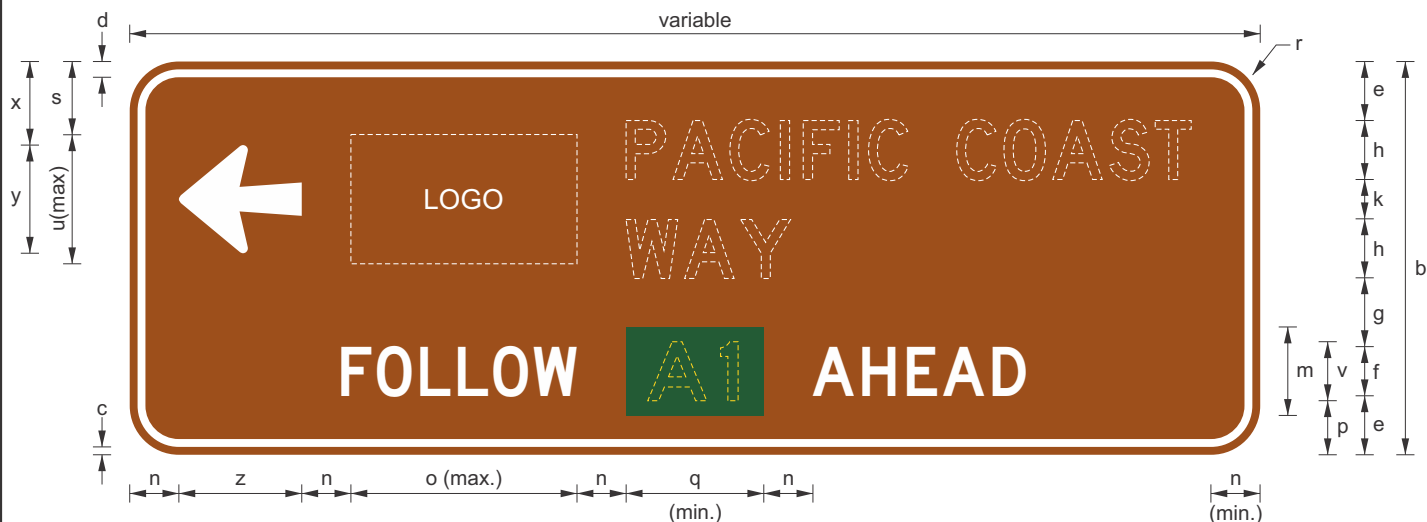
Page 3 of 7

Designed
TV 2/15

Checked
DJ 11/25

Scale
Not to Scale

F



	b	c	d	e	f	g	h	k	m	n	o	p	q	r	s	u	v	x	y	z
A	800	15	30	120	100D	140	120D	80	180	100	460	110	280	70	149	263	120E	170	220	250
B	1050	20	40	155	130D	185	160D	105	240	133	610	147	375	100	191	350	160E	210	293	332
C	1350	30	60	200	160D	230	200D	160	300	166	766	183	465	130	261	438	200E	297	365	415
D	1600	40	80	240	200D	280	240D	160	360	200	920	220	560	180	298	526	240E	340	440	500

Notes:

1. This sign to be used when installed on a route that changes to a different route ahead. For installations on the same route that is indicated, refer to page 2.
2. State Strategic Touring Route logos to be sized to the first reached maximum horizontal or vertical limits.
3. Insert appropriate touring route name, e.g. PACIFIC COAST WAY.
4. Insert appropriate touring route image logo, refer TL-Q02.
5. Insert appropriate national route marker, e.g. A1.
6. See page 7 for examples.

Colour Legend

- Class 400 retroreflective white
- Class 400 retroreflective brown
- Class 400 retroreflective yellow
- Class 400 retroreflective green



Queensland
Government

STATE STRATEGIC TOURING ROUTE DIRECTION SIGN (LOGOS)

Department of Transport and Main Roads
Infrastructure Management & Delivery Division

ISSUED AS OFFICIAL TRAFFIC SIGN

[Signature]

10/11/25
Date

A/PRINCIPAL ENGINEER
(Traffic Engineering Practice)

TC2026_4

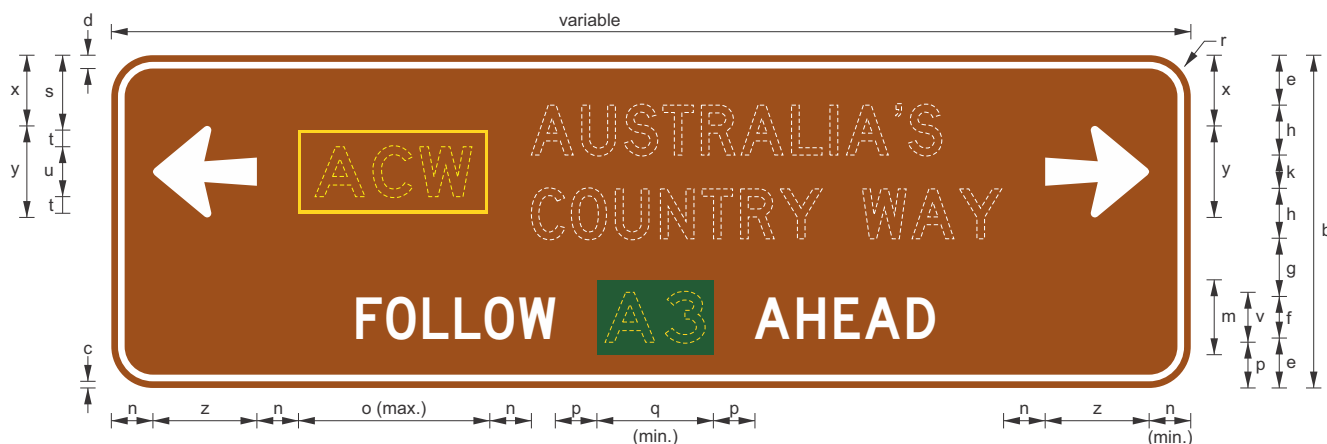
Page 4 of 7

Designed
TV 2/15

Checked
DJ 11/25

Scale
Not to Scale

F



	b	c	d	e	f	g	h	k	m	n	o	p	q	r	s	t	u	v	x	y	z
A	800	15	30	120	100D	140	120D	80	180	100	460	110	280	70	180	40	120E	120E	170	220	250
B	1050	20	40	155	130D	185	160D	105	240	133	610	147	375	100	223	52	160E	160E	210	293	332
C	1350	30	60	200	160D	230	200D	160	300	166	766	183	465	130	313	68	200E	200E	297	365	415
D	1600	40	80	240	200D	280	240D	160	360	200	920	220	560	180	360	80	240E	240E	340	440	500

Notes:

1. This sign to be used when installed on a route that changes in both directions to a different route ahead. For installations on the same route that is indicated, refer to page 1.
2. State Strategic Touring Route Initials Logo (e.g. ACW) to have a 10 mm yellow border for A and B sign sizes and a 15 mm yellow border for sign sizes C and D.
3. Insert appropriate touring route name, e.g. AUSTRALIA'S COUNTRY WAY.
4. Insert appropriate lettering logo, refer TL-Q02.
5. Insert appropriate national route marker, e.g. A3.
6. See page 7 for examples.

Colour Legend

- Class 400 retroreflective white
- Class 400 retroreflective brown
- Class 400 retroreflective yellow
- Class 400 retroreflective green



**Queensland
Government**

STATE STRATEGIC TOURING ROUTE DIRECTION SIGN (INITIALS)

Department of Transport and Main Roads
Infrastructure Management & Delivery Division

ISSUED AS OFFICIAL TRAFFIC SIGN

[Signature]

10/11/25
Date

A/PRINCIPAL ENGINEER
(Traffic Engineering Practice)

TC2026_5

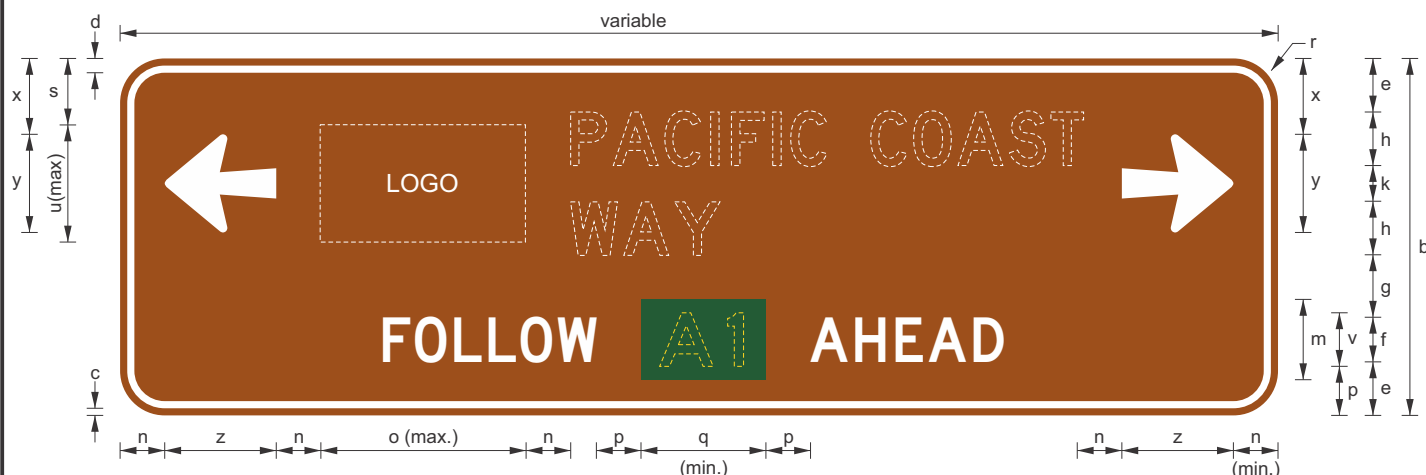
Page 5 of 7

Designed
TV 2/15

Checked
DJ 11/25

Scale
Not to Scale

F



	b	c	d	e	f	g	h	k	m	n	o	p	q	r	s	u	v	x	y	z
A	800	15	30	120	100D	140	120D	80	180	100	460	110	280	70	149	263	120E	170	220	250
B	1050	20	40	155	130D	185	160D	105	240	133	610	147	375	100	191	350	160E	210	293	332
C	1350	30	60	200	160D	230	200D	160	300	166	766	183	465	130	261	438	200E	297	365	415
D	1600	40	80	240	200D	280	240D	160	360	200	920	220	560	180	298	526	240E	340	440	500

Notes:

1. This sign to be used when installed on a route that changes in both directions to a different route ahead.
For installations on the same route that is indicated, refer to page 2.
2. Insert appropriate touring route name, e.g. PACIFIC COAST WAY.
3. State Strategic Touring Route logos to be sized to the first reached maximum horizontal or vertical limits.
4. Insert appropriate logo, refer TL-Q02.
5. Insert appropriate national route marker, e.g. A1.
6. See page 7 for examples.

Colour Legend

- Class 400 retroreflective white
- Class 400 retroreflective brown
- Class 400 retroreflective yellow
- Class 400 retroreflective green



Queensland
Government

STATE STRATEGIC TOURING ROUTE DIRECTION SIGN (LOGOS)

Department of Transport and Main Roads
Infrastructure Management & Delivery Division

ISSUED AS OFFICIAL TRAFFIC SIGN

[Signature]

10/11/25
Date

A/PRINCIPAL ENGINEER
(Traffic Engineering Practice)

TC2026_6

Page 6 of 7

Designed
TV 2/15

Checked
DJ 11/25

Scale
Not to Scale

F ☐ ☐ ☐ ☐

EXAMPLES



Queensland
Government

STATE STRATEGIC TOURING ROUTE DIRECTION SIGN (EXAMPLES)

Department of Transport and Main Roads
Infrastructure Management & Delivery Division

ISSUED AS OFFICIAL TRAFFIC SIGN

[Signature]

A/PRINCIPAL ENGINEER
(Traffic Engineering Practice)

10/11/25
Date

TC2026_7

Page 7 of 7

Designed
RH 2/14

Checked
DJ 11/25

Scale
Not to Scale

F ☐ ☐ ☐ ☐ ☐