

	b	c	d	e	f	g	h	k _(max)	l	m	n	r
A	750	20	40	90	120D	80	100	460	160D	40	120E	100
B	1000	30	60	120	160D	115	133	610	200D	54	160E	130
C	1250	40	80	155	200D	144	167	765	240D	67	200E	180
D	1500	40	80	200	240D	170	200	920	280D	80	240E	180

Notes:

1. This sign may be installed to signify the end of a State Strategic Touring Route.
2. State Strategic Touring Route Initials Logo (e.g. ACW) to have a 10 mm yellow border for A and B sign sizes and a 15 mm yellow border for sign sizes C and D.
3. Insert appropriate touring route name, e.g. AUSTRALIA'S COUNTRY WAY.
4. Insert appropriate logo, refer TL-Q02.
5. See page 5 for examples.

Colour Legend

- Class 400 retroreflective white
- Class 400 retroreflective brown
- Class 400 retroreflective yellow



**Queensland
Government**

STATE STRATEGIC TOURING ROUTE END ROUTE SIGN (INITIALS)

Department of Transport and Main Roads
Infrastructure Management & Delivery Division

ISSUED AS OFFICIAL TRAFFIC SIGN

10/11/25
Date

A/PRINCIPAL ENGINEER
(Traffic Engineering Practice)

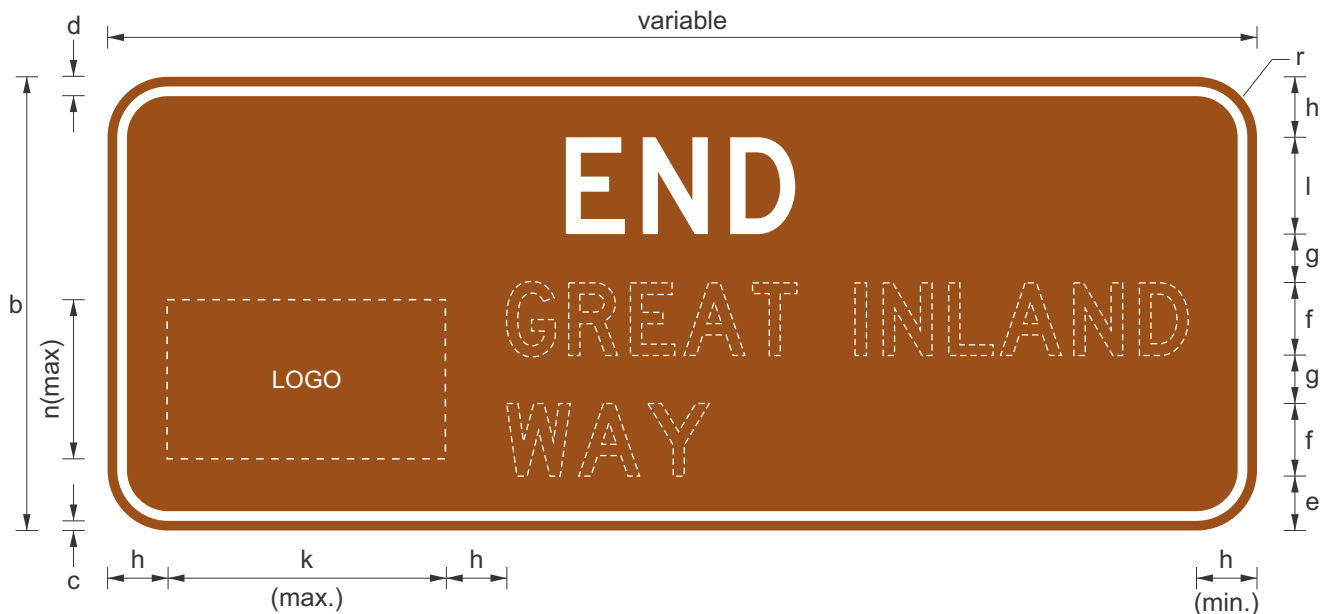
TC2033_1
Page 1 of 5

Designed
RH 2/14

Checked
DJ 11/25

Scale
Not to Scale

E F G





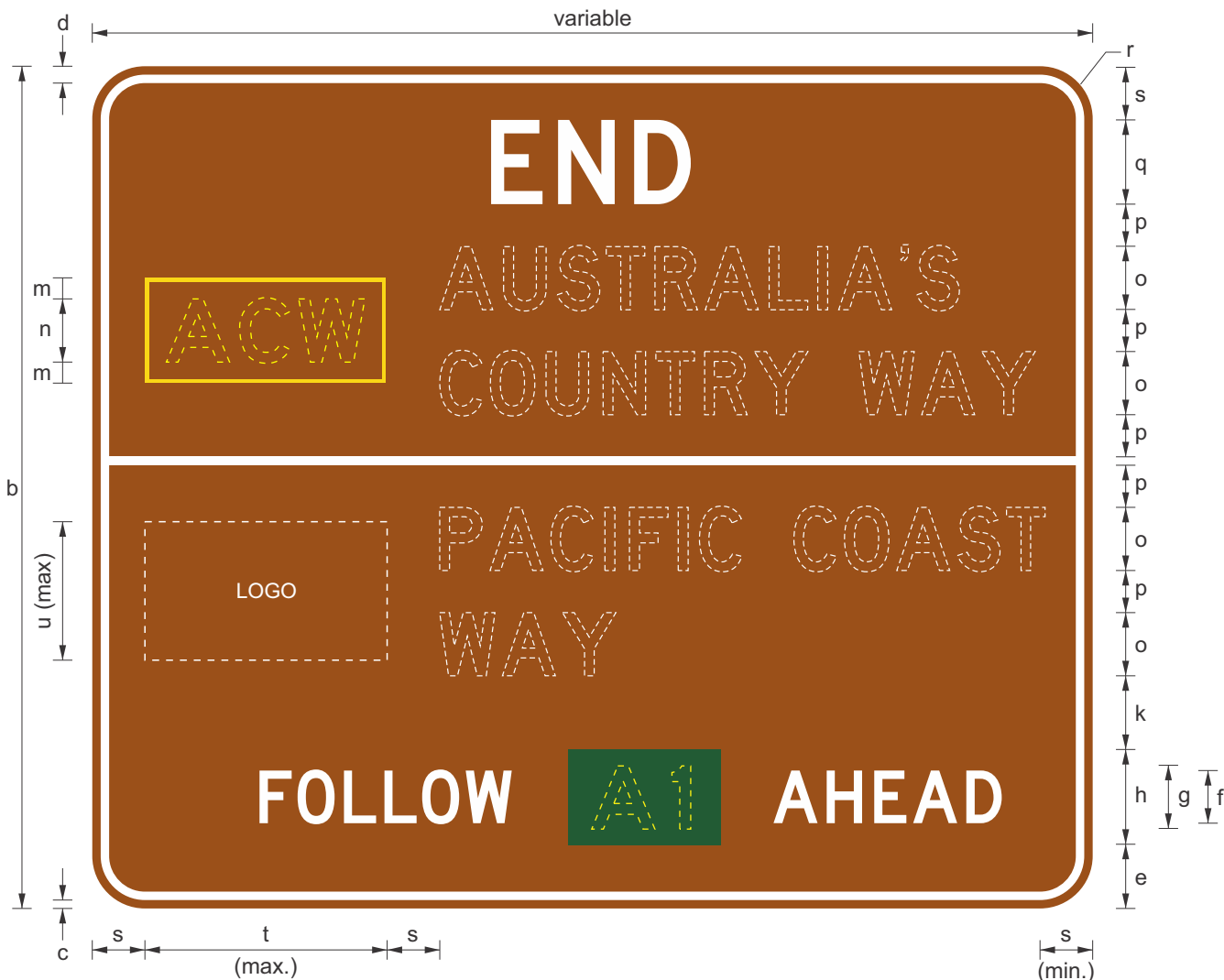
	b	c	d	e	f	g	h	k(max)	i	n(max)	r
A	750	20	40	90	120D	80	100	460	160D	263	100
B	1000	30	60	120	160D	115	133	610	200D	350	130
C	1250	40	80	155	200D	144	167	765	240D	438	180
D	1500	40	80	200	240D	170	200	920	280D	526	180

- Notes:**
1. This sign may be installed to signify the end of a State Strategic Touring Route.
 2. Insert appropriate touring route name, e.g. GREAT INLAND WAY.
 3. State Strategic Touring Route Logos to be sized to within the first reached maximum horizontal or vertical limits.
 4. Insert appropriate logo, refer TL-Q02.
 5. See page 5 for examples.

Colour Legend

- ☐ Class 400 retroreflective white
- ☐ Class 400 retroreflective brown

 Queensland Government			STATE STRATEGIC TOURING ROUTE END ROUTE SIGN (LOGO)		
Department of Transport and Main Roads Infrastructure Management & Delivery Division			ISSUED AS OFFICIAL TRAFFIC SIGN  10/11/25 Date		
Designed RH 2/14	Checked DJ 11/25	Scale Not to Scale	A/PRINCIPAL ENGINEER (Traffic Engineering Practice)		
			TC2033_2 Page 2 of 5		
			E F G		



	b	c	d	e	f	g	h	k	m	n	o	p	q	r	s	t _(max)	U _(max)
A	1600	20	40	122	100D	120E	180	140	40	120E	120D	80	160D	100	100	460	263
B	2100	30	60	133	130D	160E	240	187	52	160E	160D	107	210D	130	135	610	350
C	2700	40	80	205	160D	200E	300	233	68	200E	200D	140	260D	180	170	765	438
D	3200	40	80	244	200D	240E	360	280	80	240E	240D	160	320D	180	200	920	526

Notes:

1. This sign may be installed to signify the end of a State Strategic Touring Route and inform of intersection with another.
2. Insert appropriate touring route name, e.g. AUSTRALIA'S COUNTRY WAY.
3. State Strategic Touring Route Initials Logo (e.g. ACW) to have a 10 mm yellow border for A and B sign sizes and a 15 mm yellow border for sign sizes C and D.
4. State Strategic Touring Route logos to be sized to the first reached maximum horizontal or vertical limits.
5. Insert appropriate logo, refer TL-Q02.
6. Insert appropriate route number. e.g. A1.
7. See page 5 for examples.

Colour Legend

	Class 400 retroreflective white
	Class 400 retroreflective brown
	Class 400 retroreflective green
	Class 400 retroreflective yellow



**Queensland
Government**

STATE STRATEGIC TOURING ROUTE END ROUTE - FOLLOW ... AHEAD (INITIALS/LOGO)

Department of Transport and Main Roads
Infrastructure Management & Delivery Division

ISSUED AS OFFICIAL TRAFFIC SIGN

10/11/25
Date

TC2033_3
Page 3 of 5

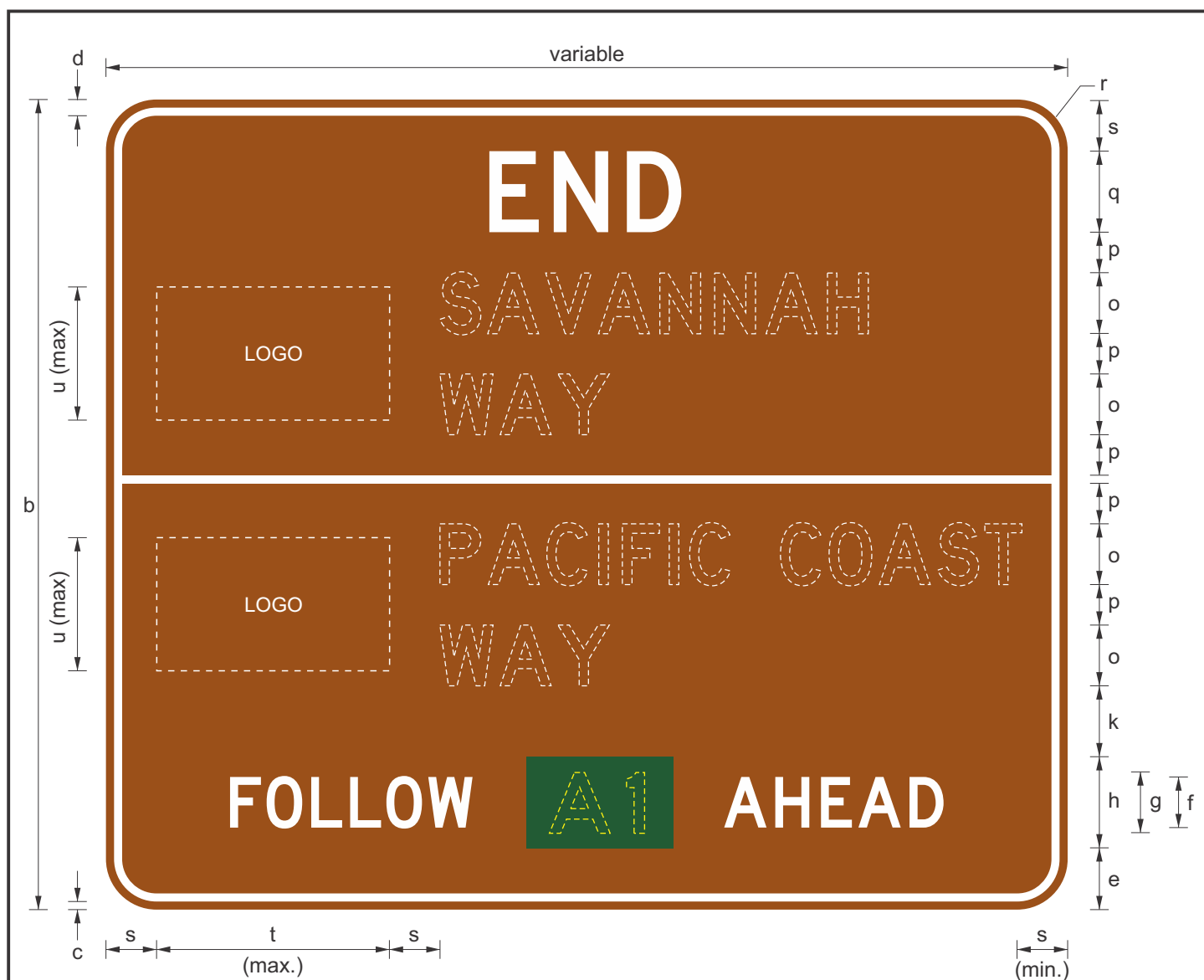
Designed
RH 2/14

Checked
DJ 11/25

Scale
Not to Scale

A/PRINCIPAL ENGINEER
(Traffic Engineering Practice)

E F G



	b	c	d	e	f	g	h	k	o	p	q	r	s	t(max)	u(max)
A	1600	20	40	122	100D	120E	180	140	120D	80	160D	100	100	460	263
B	2100	30	60	133	130D	160E	240	187	160D	107	210D	130	135	610	350
C	2700	40	80	205	160D	200E	300	233	200D	140	260D	180	170	765	438
D	3200	40	80	244	200D	240E	360	280	240D	160	320D	180	200	920	526

Colour Legend

- Class 400 retroreflective white
- Class 400 retroreflective brown
- Class 400 retroreflective green
- Class 400 retroreflective yellow

Notes:

1. This sign may be installed to signify the end of a State Strategic Touring Route and inform of intersection with another.
2. Insert appropriate touring route name, e.g. SAVANNAH WAY.
3. State Strategic Touring Route Logos to be sized to within the first reached maximum horizontal or vertical limits.
4. Insert appropriate image logo. For options refer TL-Q02.
5. Insert appropriate route number. e.g. A1.
6. See page 5 for examples.



**Queensland
Government**

**STATE STRATEGIC TOURING ROUTE
END ROUTE - FOLLOW ... AHEAD
(2 x LOGOS)**

Department of Transport and Main Roads
Infrastructure Management & Delivery Division

ISSUED AS OFFICIAL TRAFFIC SIGN

10/11/25
Date

TC2033_4
Page 4 of 5

Designed
RH 2/14

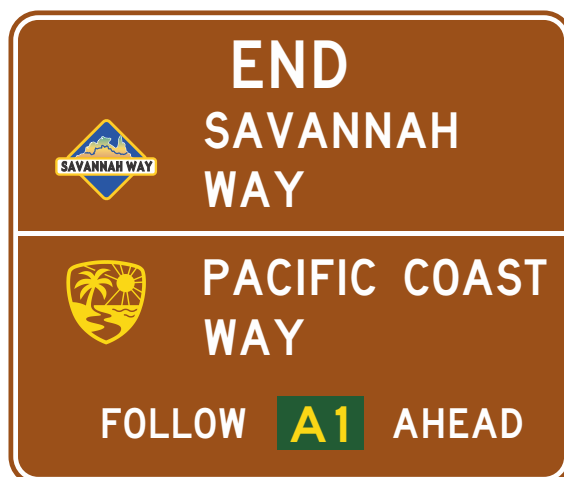
Checked
DJ 11/25

Scale
Not to Scale

A/PRINCIPAL ENGINEER
(Traffic Engineering Practice)

E F G

EXAMPLES



**Queensland
Government**

STATE STRATEGIC TOURING ROUTE END ROUTE SIGNS (EXAMPLES)

Department of Transport and Main Roads
Infrastructure Management & Delivery Division

ISSUED AS OFFICIAL TRAFFIC SIGN

10/11/25
Date

TC2033_5
Page 5 of 5

Designed
RH 2/14

Checked
DJ 11/25

Scale
Not to Scale

A/PRINCIPAL ENGINEER
(Traffic Engineering Practice)

E F G