




	a	b	c	d	e	f	r
SIZE A	600	8	16	80	120	252	40
SIZE B	750	10	20	100	150	315	50



Colour Legend

	Black
	Retroreflective yellow

Notes

1. This warning sign shall only be used on the Gold Coast Tramway.
2. It shall be installed where there is a need to warn of the roadway ending and the beginning of a non trafficable plinth rail line.



**Queensland
Government**

Department of Transport and Main Roads
Infrastructure Management & Delivery Division

Designed
TV 03/16

Checked
DJ 03/16

Scale
Not to Scale

WARNING SIGN "PLINTH RAIL LINE"

APPROVED AS OFFICIAL TRAFFIC SIGN


PRINCIPAL ENGINEER
(Traffic Engineering)

16/03/16
Date

TC2222

A ☐ ☐ ☐ ☐