



Colour Legend

	Retroreflective white
	Retroreflective yellow
	Retroreflective red
	Black

Notes:

1. This sign is to be located prior to the entrance of the Airport Link tunnel to warn of specified tunnel prohibitions.
2. Location of the two flashing light panels is critical. Dimensions used are to align with the existing flashing light units.
3. For the SC84 sign option where lamp locations are varied from standard, refer to page 3.
4. * Insert appropriate dangerous goods classes as required.
5. ** Insert appropriate clearance height. E.g. 4.6.
6. For panel and flashing lights details of this TC2006 sign, refer to page 2.



Queensland
Government

Department of Transport and Main Roads
Infrastructure Management & Delivery Division

APPROVED AS OFFICIAL TRAFFIC SIGN

PRINCIPAL ENGINEER
(Traffic Engineering)

21/1/15
Date

WARNING SIGN

"PROHIBITED IN AIRPORT LINK TUNNEL"

TC2066

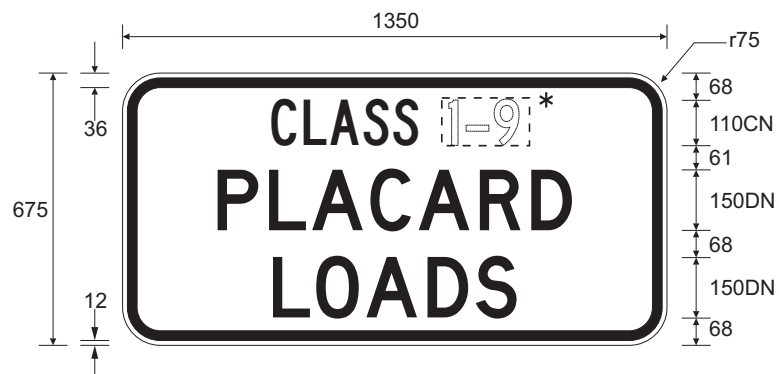
Page 1 of 4

Designed
TV 12/14

Checked
DJ 12/14

Scale
Not to Scale

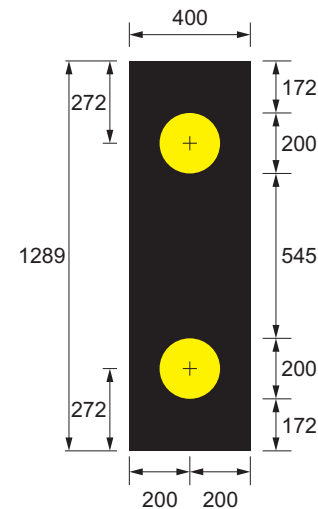
A	B			
---	---	--	--	--



Dangerous goods panel



Vehicle clearance panel



Flashing light panel

Colour Legend

- Retroreflective white
- Black
- Yellow flashing light

Notes:

1. These information panels are to be utilised with the dangerous goods warning sign referred to in page 1.
2. * Insert appropriate dangerous goods classes as required.
3. ** Insert appropriate clearance height. E.g. 4.6.
4. These flashing light panel dimensions are specific to the standard TC2066 sign panel shown in page 1. For details specific to the SC84 option, refer to details shown in pages 3/4.



Queensland
Government

Department of Transport and Main Roads
Infrastructure Management & Delivery Division

APPROVED AS OFFICIAL TRAFFIC SIGN

[Signature]
PRINCIPAL ENGINEER
(Traffic Engineering)

21/1/15
Date

WARNING SIGN
SIGN PANEL DETAILS

TC2066

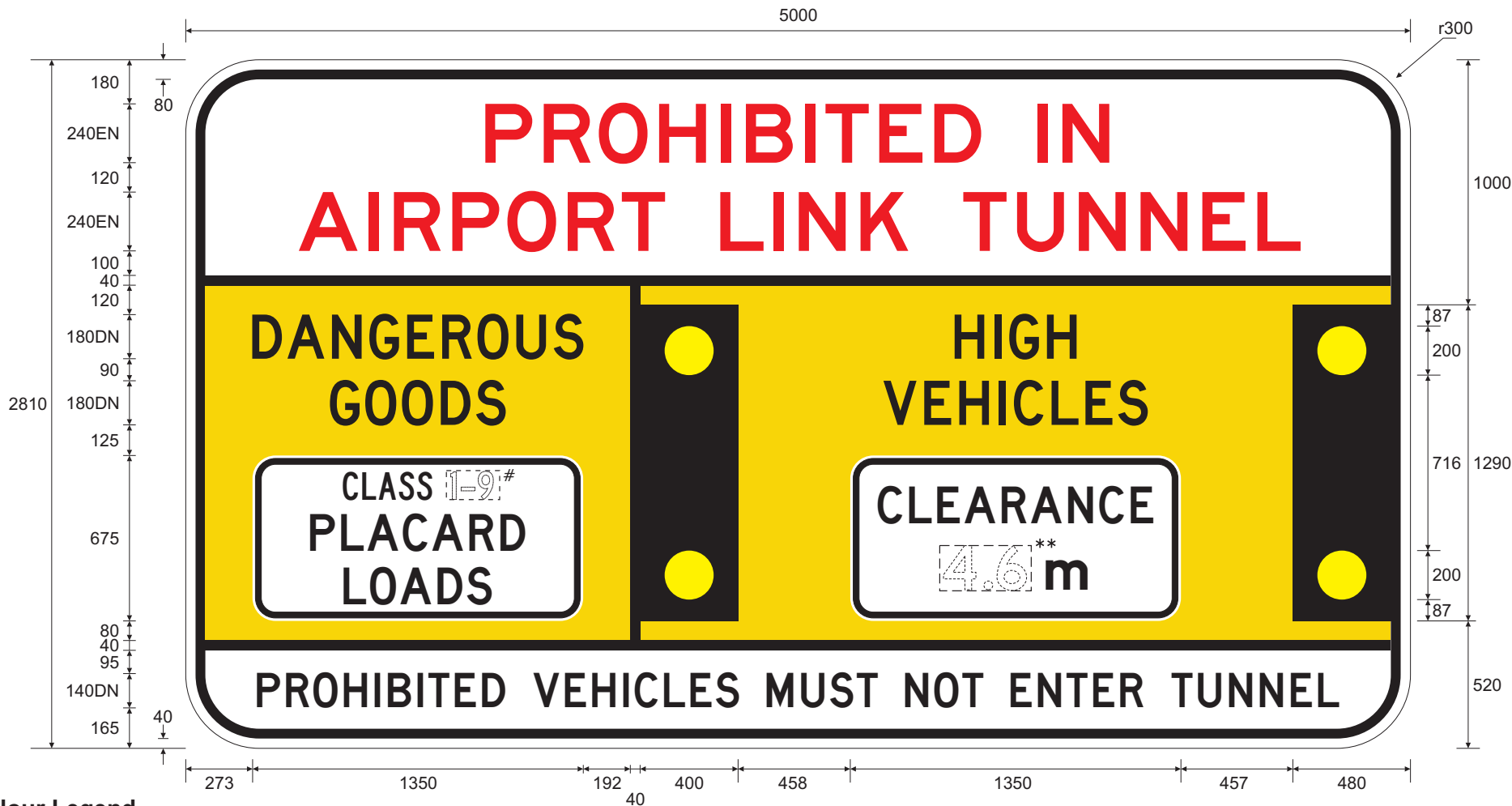
Page 2 of 4

Designed
TV 12/14

Checked
DJ 12/14

Scale
Not to Scale

A B C D E



Colour Legend

	Retroreflective white
	Retroreflective yellow
	Retroreflective red
	Black

Notes:

1. This sign is the SC84 version of TC2066. It is to be installed as an overlay on an existing sign currently situated before the entrance of the Airport Link tunnel.
2. Location of the two flashing light panels is critical. Dimensions used are to align with the currently constructed existing flashing light units.
3. For standard sign details refer to TC2066.
4. * Insert appropriate dangerous goods classes as required.
5. ** Insert appropriate clearance height. E.g. 4.6.
6. For panel and flashing lights details for this SC84 sign, refer to page 4.

AS CONSTRUCTED OPTION ONLY



Queensland
Government

Department of Transport and Main Roads
Infrastructure Management & Delivery Division

APPROVED AS OFFICIAL TRAFFIC SIGN

[Signature]
PRINCIPAL ENGINEER
(Traffic Engineering)

21/1/15
Date

WARNING SIGN

"PROHIBITED IN AIRPORT LINK TUNNEL"
SPECIAL DESIGN OPTION

SC84

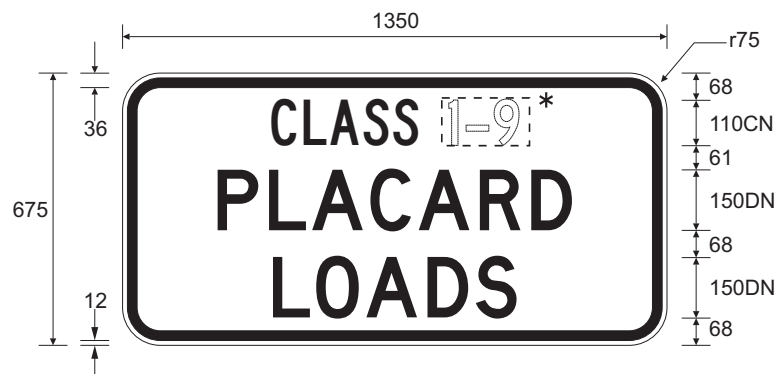
Page 3 of 4

Designed
TV 12/14

Checked
DJ 12/14

Scale
Not to Scale

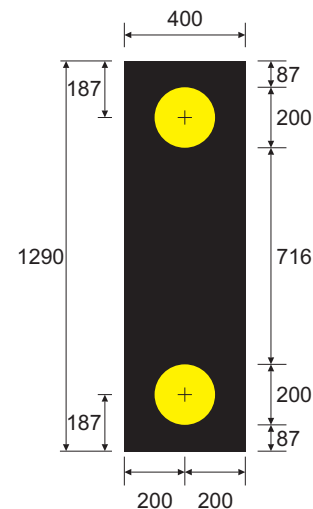
A	B			
---	---	--	--	--



Dangerous goods panel



Vehicle clearance panel



Flashing light panel

AS CONSTRUCTED OPTION ONLY

Colour Legend

	Retroreflective white
	Black
	Yellow flashing light

Notes:

1. These information panels are to be utilised with the dangerous goods warning sign referred to in page 3.
2. * Insert appropriate dangerous goods classes as required.
3. ** Insert appropriate clearance height. E.g. 4.6.
4. These flashing light panel dimensions are specific to the SC84 sign panel shown in page 3. For a details specific to the standard sign option, refer to TC2066 shown in pages 1/2.



Queensland
Government

Department of Transport and Main Roads
Infrastructure Management & Delivery Division

APPROVED AS OFFICIAL TRAFFIC SIGN

PRINCIPAL ENGINEER
(Traffic Engineering)

21/1/15
Date

Designed
TV 12/14

Checked
DJ 12/14

Scale
Not to Scale

WARNING SIGN
SIGN PANEL DETAILS
SPECIAL DESIGN OPTION

SC84

Page 4 of 4

A	B			
---	---	--	--	--