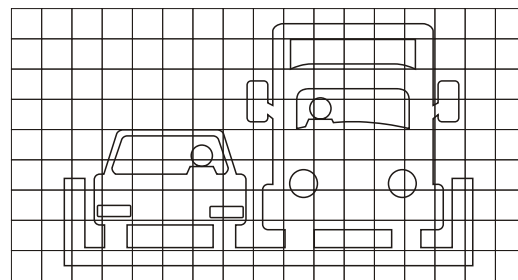


WARNING PLATE



	h	k	m	n
Size A - 600 x 600	260	238	116	178
Size B - 750 x 750	325	298	145	222
Size C - 900 x 900	390	357	174	267
Size D - 1200 x 1200	520	476	232	356



SUPPLEMENTARY PLATE

	a	b	c	d	e	f	g	r
Size A	600	400	8	24	75	100CN	50	40
Size B	750	500	10	30	94	125CN	62	50
Size C	900	600	12	36	112	150CN	76	60
Size D	1200	800	16	48	150	200CN	100	75

Colour Legend:

- Black (legend and border)
- Retroreflective yellow (background)

Application: Used to supplement standard signing arrangements at locations where there has been a history of side swipe crashes or complaints of near misses (generally limited to bridges on more heavily trafficked routes with high proportions of heavy vehicles).



Queensland Government
Department of **Main Roads**

SPECIAL WARNING SIGN

"NARROW BRIDGE"

Traffic & Road Use Management Division
Traffic Engineering Section

ORIGINAL APPROVED AS OFFICIAL TRAFFIC SIGN

Designed
RH 01/02

Checked
JD 02/02

Scale
Not to Scale

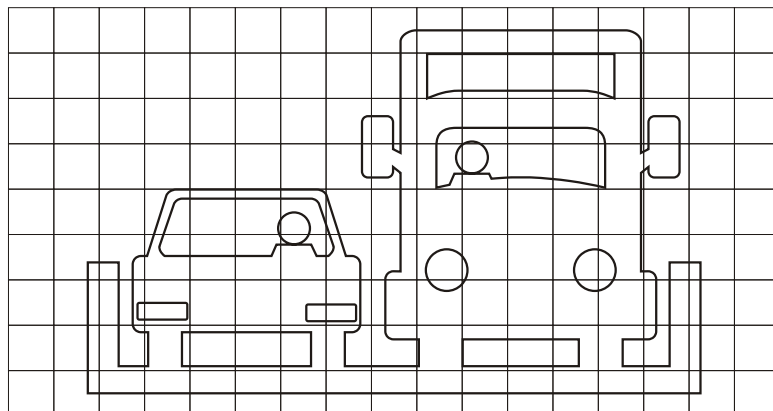
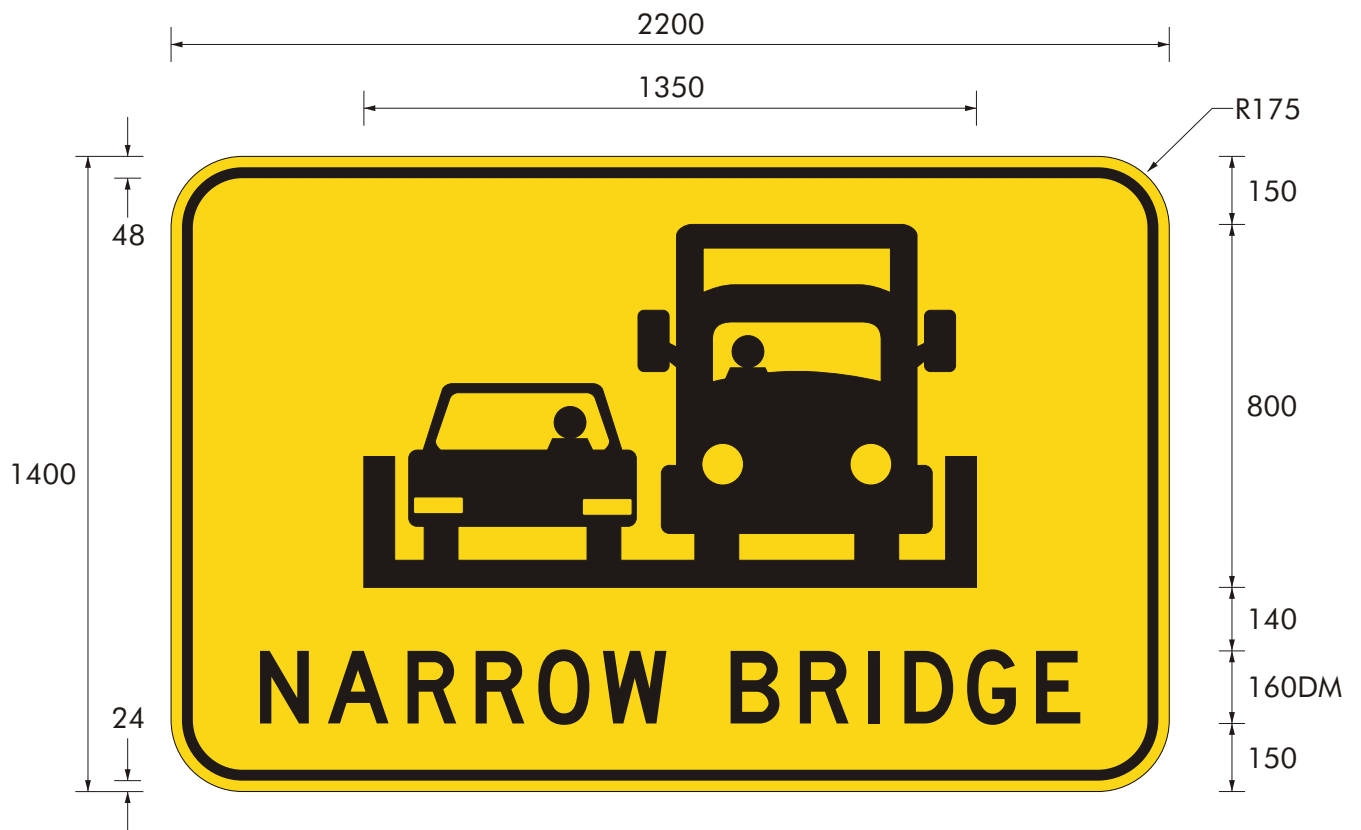

PRINCIPAL ENGINEER
(Traffic Engineering)

7/02/02
Date

TC1346_1

Page 1 of 2

A	B			
---	---	--	--	--



Colour Legend:

- Black (legend and border)
- Retroreflective yellow (background)

Application: Used to supplement standard signing arrangements at locations where there has been a history of side swipe crashes or complaints of near misses (generally limited to bridges on more heavily trafficked routes with high proportions of heavy vehicles). TC1346_2 can be used in lieu of TC1346_1 where a higher impact device is required.



Queensland Government
Department of **Main Roads**

SPECIAL WARNING SIGN

"NARROW BRIDGE"

Traffic & Road Use Management Division
Traffic Engineering Section

ORIGINAL APPROVED AS OFFICIAL TRAFFIC SIGN

Designed
RH 01/02

Checked
JD 02/02

Scale
Not to Scale

[Signature]
PRINCIPAL ENGINEER
(Traffic Engineering)

7/02/02
Date

TC1346_2

Page 2 of 2

A	B			
---	---	--	--	--